



COLLECTION 2018

ligne roset®

Cover: Sofa Ploum, design Ronan & Erwan Bouroullec

TABLE OF CON- TENTS

REPORTAGE	02
SOFAS	04
SOFA BEDS	46
ARMCHAIRS	54
STORAGE FURNITURE	68
TV UNITS	100
ENTRY	104
OCCASIONAL TABLES	110
DINING TABLES	126
SIDEBOARDS	138
CHAIRS	144
BEDS & WARDROBES	156
HOME OFFICE	172
LIGHTING	180
RUGS & ACCESSORIES	194
OUTDOOR	206



SOCIO- LOGICAL **ANTICI- PATION**

« Modernity through the lens of furniture. »
Michel Roset.

TEXTE
AXELLE CORTY

MODERNITY THROUGH THE LENS OF FURNITURE

In 1960, Jean Roset, a furniture maker based in Bugey, set out to meet the demand for flexibility in a rigid and paternalistic society. Having managed Sièges Roset since 1946, a three-generation company specializing in woodwork, Jean created new revolutionary chairs in his manufacturing plants. These designs offer the highest possible level of comfort for a new generation who enjoy reading, listening to music, having long conversations, dreaming and imagining.

Out of sheer intuition, in collaboration with designer **Michel Ducaroy**, the *Togo* chair is born in 1973. This chair, a foam and cover sculpture which seems almost unbearably comfortable, will cater to the needs of a whole generation and beyond. To this day, more than 1.3 million *Togo* chairs have been sold. 1973 also marked the birth of Ligne Roset, when Jean Roset decided to invite his sons Pierre and Michel to join in his work.

The family business has built on the legacy of its founder, Jean Roset: creations have always been based on anticipating the great changes in our society. "A good creation reflects the spirit of the times," declares Michel Roset, Chief Creative Officer.

One of the brand's strongest assets is its distribution network. With 700 points of sale in more than 70 countries throughout the world, Ligne Roset has gained a very attractive database of experienced feedback. Expanding its footprint to the global market, the company has benefited from an understanding above all that consumers are sensitive not only to new shapes, but also to the furniture designer, either **Jean Nouvel**, **Inga Sempé**, **Philippe Nigro** or the brothers **Bouroullec**.

The desire for personalization has prevailed throughout the last decade. In its 2011 collection, Ligne Roset enables its clients to become their own interior architect, with the *Cuts* bookcase by **Philippe Nigro**. Combining asymmetrical elements, the bookcase can be tailored to suit the customer's needs with multiple module configurations and different wood colors. A taste for hand craftsmanship has simultaneously emerged, with people seeking a sense of authenticity. "Our distributors really love to visit our manufacturing plants. They discover our expertise and they realize that we apply our traditional craftsmanship to a very

sophisticated material and we obtain results whose quality match that of a handcrafted product," commented Pierre Roset.

Marie Christine Dornier's latest creations illustrate this taste for handmade and precious creations, with finishes that can be viewed from every possible angle. "The *Osi* desk and the *Entrèves* dressers offer great freedom in furniture. Harmonious from all angles, they can be the throne of a room or delimit spaces," explains Michel Roset. Always alert to new uses, Michel enjoys working with a very young team of designers, such as **Constance Frapolli** or **Amaury Poudray**. "Newly-graduated, young designers are in direct contact with the new challenges. Modernity is also achieved with modern people!"

SO- FAS

COVER 1

MARIE CHRISTINE DORNER







COVER 1

MARIE CHRISTINE DORNER



COVER 2
MARIE CHRISTINE DORNER



EXCLUSIF
DIDIER GOMEZ





AMÉDÉE
MARIE CHRISTINE DORNER





PLOUM
RONAN & ERWAN BOURROULLEC





PRADO
CHRISTIAN WERNER





RIGA
ERIC JOURDAN



OTTOMAN

NOÉ DUCHAUFOR-LAWRANCE



PLUMY
ANNIE HIÉRONIMUS









TOGO
MICHEL DUCAROT





MANAROLA
PHILIPPE NIGRO





NOMADE 2
DIDIER GOMEZ





NILS
DIDIER GOMEZ





PUMPKIN
PIERRE PAULIN



FACETT

RONAN & ERWAN BOURULLEC



FENG
DIDIER GOMEZ





ANDY
PIERRE PAULIN





SOFTLY
NICK RENNIE





DAYBED PIERRE PAULIN

Known simply as "Model 118" upon its debut in 1953, this classic Pierre Paulin piece is a perfect example of both the designer's Nordic/Japanese influences and an elegant article of dual-purpose furniture. The cushions can be arranged for sitting or repose, while the seat itself is made from beech wood and American walnut, reinforced by a steel frame and elastic suspension to ensure comfort.



Sofa
H 53¼" W 80¾"
D 32¼" SH 17"
H 84cm W 205cm
D 82cm SH 43cm



ANDY PIERRE PAULIN

A reissue of a Pierre Paulin classic, the Andy sofa still looks as good today as it did when it debuted half a century ago, simply known as "Model 442." The four brilliant or black chrome-plated steel legs, set in the armrests both at the front and the back, impart a sense of lightness. Originally conceived in leather, the sofa is available in textiles and in three different sizes. Seat available with or without button tufting.



Sofa
H 28¾" W 87"
D 32¾" SH 16½"
H 73cm W 221cm
D 83cm SH 42cm



Medium Sofa
H 28¾" W 59¾"
D 32¾" SH 16½"
H 73cm W 152cm
D 83cm SH 42cm



Armchair
H 28¾" W 32¾"
D 32¾" SH 16½"
H 73cm W 83cm
D 83cm SH 42cm



BEAU FIXE INGA SEMPÉ

Inga Sempé designed this collection from its clever structure to the fabric for the cushions. The lightweight welded-steel frame acts like "jaws" or a vise, clamping around the one-piece comforter that creates the armrests, seat, back, and headrest. The slender feet and frame are finished in epoxy black lacquer. Beau Fixe is available as a medium sofa or armchair, with an optional matching footrest.



Medium Sofa
H 40½" W 55½"
D 39" SH 17¼"
H 103cm W 141cm
D 99cm
SH 44cm



Armchair
H 40½" W 32"
D 39" SH 17¼"
H 103cm W 81cm
D 99cm
SH 44cm



Ottoman
W 27¼" D 21½"
SH 18"; W 69cm
D 55cm SH 46cm



MCD MARIE CHRISTINE DORNER

Designed by Marie-Christine Dorner, this sofa features an upholstered back and armrests that are tufted both inside and out. Though the panels are flat on the outside, the rounded cushions of the interior offer an invitation to comfort. Available as an armchair, a medium sofa or large sofa, the MCD also has a matching ottoman; rectangular pillows complete the look. Feet are available in black lacquered steel, natural or anthracite tinted solid beech wood.



Sofa
H 33¾"/34¾"
W 82¾" D 32¼"
SH 16¼"/17¼"
H 86/88cm W 210cm
D 82cm SH 41/44cm



Medium Sofa
H 33¾"/34¾"
W 59" D 32¼"
SH 16¼"/17¼"
H 86/88cm W 150cm
D 82cm SH 41/44cm



Armchair
H 33¾"/34¾"
W 33" D 32¼"
SH 16¼"/17¼"
H 86/88cm W 84cm
D 82cm SH 41/44cm




Ottoman
W 30¾" D 30¾"
SH 16¼"/17¼"
W 78cm D 78cm
SH 41/44cm



MOËL 2 INGA SEMPÉ

Apart from the thermoformed ABS back interior, Moël is a return to the all foam know how of Ligne Roset. It is intended for those who live in a casual way and wish to create a warm and intimate living space to host their friends. For the design's 10th anniversary, Ligne Roset has launched Moël 2, with a new interior of thinner channels of stitching as well as a new material for the back in a thick felted wool in five colors: anthracite, blanc mélange, grey, terracotta and mousse.



Sofa
H 32" W 80"
D 35" S 16"
H 81cm W 205cm
D 89cm S 41cm



Love seat
H 32" W 61"
D 35" S 16"
H 81cm W 155cm
D 89cm S 41cm



Armchair
Low Back
H 32" W 41"
D 35" S 16"
H 81cm W 105cm
D 89cm S 41cm



Armchair
High Back
H 38" W 45"
D 38" S 16"
H 97cm W 115cm
D 98cm S 41cm



Ottoman
W 25" D 18"
S 14"; W 60cm
D 46cm S 37cm




RUCHÉ INGA SEMPÉ

Ruché incorporates an ideal blend of minimalism and sophistication, rigidity and comfort. The result is simple yet fine-tuned, a harmonious union of straight lines and soft curves. Its name is derived from a sewing technique, in which fabric is gathered or pleated, creating a ruching effect. A thin yet strong structure in natural varnished-, anthracite-, or red-stained beech wood forms its foundation, upon which rests a seat whose distinct quilting lies at the heart of its aesthetic. Designed expressly to be draped over a beech wood frame, the distinctive quilted duvet cover of this sofa is tactile and inviting. An optional table surface can be incorporated into the sofa. The instant classic from Inga Sempé is available in even more options, namely a medium or large sofa with low back profile.



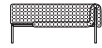
Sofa
H 32¾" W 78¾"
D 36¼" SH 18"
H 83cm W 200cm
D 92cm SH 46cm



Low Back Sofa
H 25½" W 78¾"
D 39¾" SH 15"
H 65cm W 200cm
D 101cm SH 38cm



Right- or Left-Arm Sofa
H 32¾" W 74¾"
D 36¼" SH 18"
H 83cm W 190cm
D 92cm SH 46cm



Right- or Left-Arm Sofa with Table
H 32¾" W 74¾"
D 36¼" SH 18"
H 83cm W 190cm
D 92cm SH 46cm



Loveseat
H 32¾" W 67"
D 36¼" SH 18"
H 83cm W 170cm
D 92cm SH 46cm



Low Back Loveseat
H 25½" W 67"
D 39¾" SH 15"
H 65cm W 170cm
D 101cm SH 38cm



Armchair
H 32¾" W 38¼"
D 36¼" SH 18"
H 83cm W 97cm
D 92cm SH 46cm



Ottoman
W 36¼" D 23½"
SH 16¾"; W 92cm
D 60cm SH 43cm



FACETT RONAN & ERWAN BOURULLEC

Facett offers innovative aesthetics and superb comfort. The multifaceted collection has small proportions which are ideal for urban living. Constructed from three interlocking multi-ply panels and thermoformed plastic, it is covered with elastic webbing and Bultex® foam. Quilted covers have 2" (5cm) wide bands stitched with matching or contrasting thread in five colors: ecru, anthracite, grey, red, or blue. The armchair is offered with a swivel or fixed base. The small and large ottomans can extend the lines of the seats to create chaises or they can be used as backrests when sitting on a rug. Covers are removable.



Sofa
H 33" W 74¾"
D 32" SH 14¼"
H 84cm W 190cm
D 81cm SH 36cm



Loveseat
H 33" W 57"
D 32" SH 14¼"
H 84cm W 145cm
D 81cm SH 36cm



Armchair
H 33" W 34¼"
D 32" SH 14¼"
H 84cm W 87cm
D 81cm SH 36cm



Large Ottoman
W 48¾" D 28"
SH 12½"
W 124cm D 71cm
SH 32cm

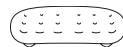


Small Ottoman
W 25½" D 28"
SH 12½"; W 65cm
D 71cm SH 32cm



PLOUM RONAN & ERWAN BOURULLEC

Ploum is the ideal sofa or loveseat for moments when one truly wants to relax alone or with friends. It is warm and comforting to the eye and soft to the touch. A lot of research went into Ploum's creation. It was even likened by the Bouroullec brothers, to "a ripe, voluptuous piece of fruit." A single piece of upholstery, encompassing two layers of high resilience Bultex® foam quilted together with thick polyester wadding between them, covers the entire piece, including the feet. Its slightly inward angle creates a cozy arrangement suitable for sitting, stretching out, and lying down. Ploum is quite remarkable in terms of both style and comfort. Ploum is available in a range of colors in Mood, Bifoam, Dia, and the new Moby (pictured) fabric.



Sofa
H 33" W 99½"
D 48¾" SH 15¼"
H 84cm W 253cm
D 124cm SH 39cm



Medium Sofa
H 31" W 80¼"
D 43¾" SH 15¼"
H 79cm W 204cm
D 111cm SH 39cm



Low Back Medium Sofa
H 26" W 80¼"
D 37" SH 15¼"
H 66cm W 204cm
D 94cm SH 39cm



Loveseat
H 31" W 67"
D 43¾" SH 15¼"
H 79cm W 170cm
D 111cm SH 39cm



Low Back Loveseat
H 26" W 67"
D 37" SH 15¼"
H 66cm W 170cm
D 94cm SH 39cm



Ottoman
W 43¾" D 31½"
SH 15¼"; W 110cm
D 80cm SH 39cm

TOGO MICHEL DUCAROY



A Ligne Roset classic, Michel Ducaroy's Togo has been the ultimate in comfort and style for over forty years. The timeless collection features ergonomic design with multiple density foam construction and quilted covers, making each piece both visually attractive and physically inviting. Available as a sofa with or without arms, a loveseat, a corner seat, a chair, and an ottoman. Recent additions to this line include a mini version of the Togo chair introduced in 2007 a two-seat lounge introduced in 2013 to celebrate the piece's 40th anniversary. A seat dreamt up especially for afternoon siestas or lazy evenings spent in the greatest of comfort, the Togo Lounge is a statement piece of furniture on its own as well as the perfect addition to a Togo sectional.



Sofa with Arms
H 27½" W 78"
D 40¼" SH 15"
H 70cm W 198cm
D 102cm SH 38cm



Sofa
H 27½" W 68½"
D 40¼" SH 15"
H 70cm W 174cm
D 102cm SH 38cm



Loveseat
H 27½" W 51½"
D 40¼" SH 15"
H 70cm W 131cm
D 102cm SH 38cm



Lounge
H 27½" W 51½"
D 63¾" SH 15"
H 70cm W 131cm
D 162cm SH 38cm



Corner Seat
H 27½" W 40¼"
D 40¼" SH 15"
H 70cm W 102cm
D 102cm SH 38cm



Chair
H 27½" W 34¼"
D 40¼" SH 15"
H 70cm W 87cm
D 102cm SH 38cm

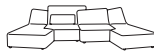


Ottoman
W 34¼" D 31½"
SH 13½"; W 87cm
D 80cm SH 34cm



CONFLUENCES PHILIPPE NIGRO

This multiple award-winning sofa collection stands out with its creativity and playfulness. The workmanship is apparent. The asymmetrical and interlocked design affords different seating options, pleasing lovers of unique style and comfort alike. Each piece incorporates varying heights and depths supported by combinations of multiple densities of Bultex® foam, for a personalized sitting experience. A sofa end table, which may also be used as an armrest, completes the collection. Items are available either monochromatic or in multicolor combinations chosen by Philippe Nigro himself. An optional lumbar cushion is available.



4-Seat Sofa
H 33½" W 124"
D 62¼" SH 13½"
H 85cm W 315cm
D 158cm SH 34cm



**Right-Chaise
3-Seat Sofa**
H 33½" W 94½"
D 59¾" SH 13½"
H 85cm W 240cm
D 152cm SH 34cm



**Left-Chaise
3-Seat Sofa**
H 33½" W 98½"
D 62¼" SH 13½"
H 85cm W 250cm
D 158cm SH 34cm



3-Seat Sofa
H 33½" W 92½"
D 41¼" SH 13½"
H 85cm W 235cm
D 105cm SH 34cm



Loveseat
H 33½" W 69"
D 41" SH 13½"
H 85cm W 175cm
D 104cm SH 34cm



**Large
Conversation**
H 32¾" W 69"
D 92¼" SH 13½"
H 83cm W 175cm
D 234cm SH 34cm



**Small
Conversation**
H 32¾" W 49½"
D 67" SH 13½"
H 83cm W 126cm
D 170cm SH 34cm



Toi & Moi Chair
H 32¾" W 57"
D 58¼" SH 13½"
H 83cm W 145cm
D 148cm SH 34cm



Fireside Chair
H 30¾" W 37½"
D 40¼" SH 13½"
H 78cm W 95cm
D 102cm SH 34cm



Ottoman
W 33½" D 13¾"
SH 13½"; W 85cm
D 35cm SH 34cm



MANAROLA PHILIPPE NIGRO

Philippe Nigro sets himself a new challenge: to reinvent the generous comfort offered by the Ligne Roset all-foam seating of the Seventies. The Manarola collection offers an inviting aesthetic and exceptional comfort. The enveloping foam seat rests on a lightweight solid wood base, reinforced by a metal frame. Elements include an armchair with a swivel or fixed base, sofa, loveseat, and ottoman. Base offered in a high or low option, with either a natural or black-stained solid beech wood finish. Ottoman also offered with metal feet.



Sofa
H 52¼"/53½"
W 82¾" D 40¼"
SH 14½"/15¾"
H 82/85cm W 210cm
D 102cm SH 37/40cm



Loveseat
H 52¼"/53½"
W 67" D 40¼"
SH 14½"/15¾"
H 82/85 cm W 170cm
D 102cm SH 37/40cm



Armchair
H 52¼"/53½"
W 36¼" D 40¼"
SH 14½"/15¾"
H 82/85cm W 92cm
D 102cm SH 37/40cm



Swiveling Armchair
H 53½" W 36¼"
D 40¼" SH 15¾"
H 85cm W 92cm
D 102cm SH 40cm



Ottoman
W 56¼" D 23½"
SH 13½"; W 92cm
D 60cm SH 34cm



**Ottoman with
Metal Feet**
W 56¼" D 23½"
SH 14½"; W 92cm
D 60cm SH 37cm



PUMPKIN PIERRE PAULIN

Re-introduced in 2008, Pumpkin was originally designed for the private apartments of former French president Georges Pompidou in the Elysée Palace. Soft lines, round shapes and firm, comfortable seating all characterize Pierre Paulin's 1971 creation. The collection includes an armchair with or without headrest, a loveseat, a sofa, and an ottoman. Both armchairs are available with a swivel or fixed base. While a wide selection of fabrics and leathers are available and suitable for this model, colorful wool genuinely highlights its style.



Sofa
H 27½" W 98½"
D 32¾" SH 14½"
H 70cm W 250cm
D 83cm SH 37cm



Loveseat
H 27½" W 70"
D 32¾" SH 14½"
H 70cm W 178cm
D 83cm SH 37cm



**Armchair with
Headrest**
H 32¾" W 41¼"
D 32¾" SH 14½"
H 83cm W 105cm
D 83cm SH 37cm



Armchair
H 27½" W 41¼"
D 32¾" SH 14½"
H 70cm W 105cm
D 83cm SH 37cm



Ottoman
Ø 29¼" SH 14½"
Ø 74cm SH 37cm

ELYSEE PIERRE PAULIN



Elysée was among the collections commissioned by former French President George Pompidou to furnish the Elysée Palace during his tenure. This collection has been reintroduced by Ligne Roset for a new generation to love. Even though the original design and dimensions were respected, the comfort of the seating has been significantly improved with the use of multi-density, high resilience foams and Ligne Roset's expertise in their assembly. The lacquered base has a matte black finish, which complements the many available fabrics and hides. Elysée's compact size, purity and visual lightness make it ideal for integration into small spaces in city apartments. This collection comprises a loveseat, armchair, and ottoman.



Loveseat
H 27½" W 67"
D 31½" SH 13¾"
H 70cm W 170cm
D 80cm SH 35cm



Armchair
H 27½" W 35½"
D 30¼" SH 13¾"
H 70cm W 90cm
D 77cm SH 35cm

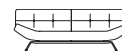


Ottoman
W 35½" D 25½"
SH 13" W 90cm
D 65cm SH 33cm



SMALA PASCAL MOURGUE

Impressive look, generous proportions and clean lines characterize this unique model and justify adding it to our collection of classics. Back and armrests may be positioned at any one of three levels: up, inclined, or down. The elegant sofa comprises a tubular steel frame, with slatted suspension and high resilience foam. It comes with polished aluminum feet. An optional oversized cushion is also available. The sofa may be used as a day or guest bed (51¼" x 90½"/130cm x 230cm), with an optional fitted sheet. An oversized ottoman completes the ensemble.



Sofa
H 34¼"/36¼" W 90½"
D 45¼"/51¼" SH 15¾"
H 87/92cm W 230cm
D 115/130cm SH 40cm



Ottoman
W 39¼" D 39¼"
SH 15¾" W 100cm
D 100cm SH 40cm



BACKPACK LUCIDIPEVERE

The Backpack shows an assertive personality underlined by the slim and elegant base structure, which emphasizes the perfectly designed silhouette of a seat cushion with truly inviting thickness and ergonomic curves. At the top of the backrest, the cushion winds up on itself, secured at the back by a strap, in the spirit of typical explorer's backpacks.



2-Seat Sofa
H 29" W 62" D 32"
H 74cm W 157cm D 81cm



Armchair
H 29" W 31" D 32"
H 74cm W 79cm D 81cm



LONG ISLAND N. NASRALLAH & C. HORNER

At the heart of the Ligne Roset expertise in upholstered seating, Long Island combines exemplary comfort, remarkable elegance, and a vast choice of covering materials and colors. In 2017, the Long Island family expands with a 2-seater medium sofa with a wooden base in solid natural stained beech or anthracite stained beech.



Sofa
W 59" H 37¼"
D 29½" SH 16"
W 150cm H 95cm
D 75cm SH 41cm



Armchair
W 27½" H 37¼"
D 29½" SH 16"
W 70cm H 95cm
D 75cm SH 41cm



Ottoman
W 24" H 16"
D 18" W 61cm
H 41cm D 46cm

RIGA ERIC JOURDAN

With Riga, Eric Jourdan softens the lines of the traditional Voltaire armchair, infusing life and dynamism into this piece. With an elegant lightness accentuated by the subtlety of the brilliant or matte black chrome-plated legs that create a levitating effect. The contrasting combination between the reassuring thickness of the seat and the lightness of the back cushion and the hull infuses power to the assembly, evoking feline energy: both powerful and light and ready to take a leap. The Riga collection offers armchairs, sofas and footstools.



Sofa
H 34" W 63"
D 39" SH 18½"
H 86cm W 160cm
D 99cm SH 47cm



Armchair
H 39¾" W 31"
D 39" SH 18½"
H 101cm W 79cm
D 99cm SH 47cm



Footstool
H 18" W 24"
D 24¼" H 46cm
W 62cm D 62cm

AMÉDÉE MARIE CHRISTINE DORNER

Amédée is designed around a lumbar cushion, quilted and shaped like the bucket seats of beautiful Italian cars. Compact in their design, these seats are perfect for chic, urban living. The armchair can swivel and is offered with a footstool for relaxation. In a new, pure-aniline, full-grain, Orga-leather finish, Amédée is undoubtedly luxurious with a light smoothness and shine. This finish is a must among the 800 possible covering materials of the Ligne Roset collection.



Sofa
W 57¾" H 33"
D 32½" SH 15¾"
W 147cm H 84cm
D 82cm SH 40cm



Armchair
W 30½" H 33"
D 32¼" SH 15¾"
W 77cm H 84cm
D 82cm SH 40cm



Ottoman
W 22¾" H 14½"
D 19½" W 58cm
H 50cm D 37cm

COVER 1 MARIE CHRISTINE DORNER

The name COVER evokes the concept as much as it does the function. Its sensuality and comfort mask the surprising simplicity of its use: the cover of COVER can be removed in just a few seconds, making its maintenance a pleasure. The cover and the base may be ordered in different colors or fabrics. Marie Christine Dorner designed two models: COVER 1 and COVER 2, to go over a laminated foam structure. Cover 1 features an intricately tufted voluptuous upholstery.



Sofa
W 90½" H 31"
D 43¼" SH 17¾"
W 230 cm H 79cm
D 110cm SH 44cm



Medium Sofa
W 70¾" H 31"
D 43¼" SH 17¾"
W 180cm H 79cm
D 110cm SH 44cm



Ottoman
W 24¾" D 16½"
SH 15" W 62cm
D 42cm SH 38cm

FENG DIDIER GOMEZ

The Feng collection offers unique seating complete with subtle details, unmistakable design and unparalleled comfort. The secret behind this aesthetic masterpiece lies in the contrast between softness and geometric rigor: the strict lines of the frame and feet counterbalance the warm welcome of the quilted seat and plump back cushions. Features include seat cushions made from Bultex® foam, down pillows, stylish stitching, and brilliant chrome cross base or four ebony-stained oak wood veneered feet. Gomez suggests a contrasting fabric on the seat to highlight the quilted cushion.



Sofa
H 29¼"/30¾" W 75½"
D 37¾" SH 14¼"/15¾"
H 74/78cm W 192cm
D 96cm SH 36/40cm



Chaise
H 29¼"/30¾" W 90½"
D 31½" SH 14¼"/15¾"
H 74/78cm W 230cm
D 80cm SH 36/40cm



Right- or Left-Arm Sofa
H 29¼"/30¾" W 82¾"
D 37¾" SH 14¼"/15¾"
H 74/78cm W 210cm
D 96cm SH 36/40cm



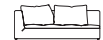
Right- or Left-Arm Chaise
H 29¼"/30¾" W 82¾"
D 37¾" SH 14¼"/15¾"
H 74/78cm W 210cm
D 96cm SH 36/40cm



Loveseat
H 29¼"/30¾" W 75½"
D 37¾" SH 14¼"/15¾"
H 74/78cm W 192cm
D 96cm SH 36/40cm



Right- or Left-Arm Deep Chaise
H 29¼"/30¾" W 67¾"
D 47¼" SH 14¼"/15¾"
H 74/78cm W 172cm
D 120cm SH 36/40cm



Right- or Left-Arm Loveseat
H 29¼"/30¾" W 67¾"
D 37¾" SH 14¼"/15¾"
H 74/78cm W 172cm
D 96cm SH 36/40cm

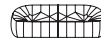


Ottoman
W 45" D 30"
SH 14¼"/15¾"
W 114cm D 76cm
SH 36/40cm

OTTOMAN NOË DUCHAUFOUR-LAWRANCE



A design concept for a hotel in Marrakech set the stage for collaboration between Noë Duchaufour-Lawrance and Ligne Roset. Through his extensive work with stitching and color, Noë Duchaufour-Lawrance brings both ingenuity and modern aesthetics to Ottoman. This all-foam seating collection – comprised of a fixed or swiveling armchair, loveseat, sofa, and ottoman – is sophisticated and has a combination of shape and stylized stitching that provides ideal comfort and unparalleled durability. Two-color versions are available in different fabrics and hides, with matching thread. Monochromatic versions may have either matching or contrasting thread. Covers are removable.



Sofa
H 26¼" W 78¾"
D 36½" SH 14½"
H 68cm W 200cm
D 93cm SH 37cm



Loveseat
H 26¼" W 65"
D 36½" SH 14½"
H 68cm W 165cm
D 93cm SH 37cm



Armchair
H 26¼" W 39¼"
D 36½" SH 14½"
H 68cm W 100cm
D 93cm SH 37cm

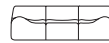


Ottoman
W 35" D 31½"
SH 14½"; W 89cm
D 80cm SH 37cm

PLUMY ANNIE HIÉRONIMUS



A reissue of the iconic model introduced over 35 years ago, the Plumy collection was inspired by the 1980s. Constructed entirely of bonded blocks of polyether and Bultex® polyurethane foams of different densities, Plumy's enveloping design is the epitome of comfort and relaxation. All seat and backrest cushions are filled with goose feathers and can be folded into a chaise lounge position to create a customized and relaxing experience. The back-side of the cushions available in 2 versions: in cloth, or upholstered in a matching covering material. Seat covers are fully removable and feature a zipper – offered in three color options: matte black, pearl gray, and ivory.



Sofa
H 30¾" W 93¼"
D 38½" SH 15¼"
H 78cm W 237cm
D 98cm SH 40cm



Loveseat
H 30¾" W 75½"
D 38½" SH 15¼"
H 78cm W 192cm
D 98cm SH 40cm



Armchair
H 30¾" W 40¼"
D 38½" SH 15¼"
H 78cm W 102cm
D 98cm SH 40cm



Ottoman
W 36½" D 19¾"
SH 11½"; W 93cm
D 50cm SH 29cm

COVER 2 MARIE CHRISTINE DORNER



The name COVER evokes the concept as much as it does the function. Its sensuality and comfort mask the surprising simplicity of its use: the cover of COVER can be removed in just a few seconds, making its maintenance a pleasure. The cover and the base may be ordered in different colors or fabrics. Marie Christine Dorner designed two models: COVER 1 and COVER 2, to go over a laminated foam structure. Cover 2 features a light geometric pattern of diamonds, stripes, and lines.



Sofa
W 90½" H 31"
D 43¼" SH 17¼"
W 230 cm H 79cm
D 110cm SH 44cm



Medium Sofa
W 70¾" H 31"
D 43¼" SH 17¼"
W 180cm H 79cm
D 110cm SH 44cm



Ottoman
W 24¼" D 16¾"
SH 15"; W 62cm
D 42cm SH 38cm

PRADO CHRISTIAN WERNER



A vast daybed and sofa, Prado consists of a generous bench seat and freeform back cushions that can be placed so that one can sit or lie down as they wish. The cushions are weighted and have a non-slip system so they have no need to be rested against or attached to anything for support. This collection, consisting of two different sized sofas and two differently shaped low tables, has been completely guided by the search for freedom and well-being. In 2016, the collection has grown to include a large and small square ottoman, as well as a rectangular ottoman.



Sofa
H 34¼" W 94½"
D 47¼" SH 16"
H 87cm W 240cm
D 120cm SH 41cm



Medium Sofa
H 34" W 78"
D 39"/47" SH 16"
H 87cm W 200cm
D 100cm/120cm
SH 41cm



Back Cushion
H 19¾" W 27½"
D 18½"; H 50cm
W 70cm D 47cm



Large Ottoman
W 47¼" D 47¼"
SH 16"; W 120cm
D 120cm SH 41cm



Small Ottoman
W 39¼" D 39¼"
SH 16"; W 100cm
D 100cm SH 41cm

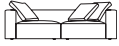


Rectangular Ottoman
W 47¼" D 39¼"
SH 16"; W 120cm
D 100cm SH 41cm

NILS DIDIER GOMEZ



Introduced in 2013, Nils is a timeless model with harmonious and balanced lines. The Nils name is attributed to Nils Holgersson, the little boy created in 1906 by the novelist Selma Lagerlöf. The box spring frame is overlaid with high resilience foam when the cushions are 100% overlaid with a compartmentalized duvet of down and goose feathers. Its simplicity is off - set by the sophistication of the seams giving it a casual elegance. Aside from being extremely comfortable, it offers many possible combinations and two heights. The collection includes a sofa, a medium sofa, a chaise, a right/left arm sofa, a right/left arm medium sofa, a right/left arm chaise, an armchair, and an ottoman. Available in various fabrics, including Alcantara®, and leather.



Sofa
H 33½"/35" W 93"
D 40¼" SH 13¾"/15½"
H 85/89cm W 236cm
D 102cm SH 35/39cm



Right- or Left- Arm Sofa
H 33½"/35" W 82"
D 40¼" SH 13¾"/15½"
H 85/89cm W 208cm
D 102cm SH 35/39cm



Medium Sofa
H 33½"/35" W 73¼"
D 40¼" SH 13¾"/15½"
H 85/89cm W 186cm
D 102cm SH 35/39cm



Medium Sofa without Arm
H 33½"/35" W 51¼"
D 40¼" SH 13¾"/15½"
H 85/89cm W 130cm
D 102cm SH 35/39cm



Right- or Left- Arm Medium Sofa
H 33½"/35" W 62¼"
D 40¼" SH 13¾"/15½"
H 85/89cm W 158cm
D 102cm SH 35/39cm



Sofa without Arms
H 33"/35" W 70"
D 40" SH 13"/15"
H 85/89cm W 180cm
D 102cm SH 35/39cm



Chaise
H 33½"/35" W 41¾"
D 69"
H 85/89cm W 106cm
D 175cm SH 35/39cm



Right or Left Chaise
H 33½"/35" W 52¾"
D 69"
SH 13¾"/15½"
H 85/89cm W 134cm
D 175cm SH 35/39cm



Armchair
H 24½"/26¼"
W 37¾" D 33¾"
SH 13¾"/15½"
H 62/66cm W 96cm
D 86cm SH 35/39cm

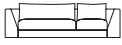


Ottoman
W 35½" D 40¼"
SH 13¾"/15½"
W 90cm D 102cm
SH 35/40cm

EXCLUSIF DIDIER GOMEZ



With just a few elements, this elegant and classic collection allows the creation of a multitude of sofa and sectional combinations while providing exceptional comfort. All pieces have a tufted seat option. There are two types of armrests to choose from: a low, wide rectangular version and a high, narrow trapezoid version. They can be combined with one another for what can be considered an asymmetrical element. A luxuriously deep chaise, with or without arms, completes the collection. For those with more compact space, a smaller scale version of the chaise is offered. Two different foot heights are available. Headrest optional. The dimensions below correspond to the pieces with the trapezoid-shaped armrest.



Sofa with Arms
H 28¼"/29¾"
W 95¼" D 39¼"
SH 15¼"/16¾"
H 72/76cm W 244cm
D 100cm SH 39/43cm



Sofa without Arms
H 28¼"/29¾"
W 74¼" D 39¼"
SH 15¼"/16¾"
H 72/76cm W 189cm
D 100cm SH 39/43cm



Loveseat with Arms
H 28¼"/29¾" W 70"
D 39¼" SH 15¼"/16¾"
H 72/76cm W 178cm
D 100cm SH 39/43cm



Loveseat without Arms
H 28¼"/29¾" W 48¼"
D 39¼" SH 15¼"/16¾"
H 72/76cm W 123cm
D 100cm SH 39/43cm



Right- or Left- Arm Sofa
H 28¼"/29¾" W 85"
D 39¼" SH 15¼"/16¾"
H 72/76cm W 216cm
D 100cm SH 39/43cm



Right- or Left- Arm Loveseat
H 28¼"/29¾" W 59"
D 39¼" SH 15¼"/16¾"
H 72/76cm W 150cm
D 100cm SH 39/43cm



Large Lounge
H 28¼"/29¾" W 70"
D 80¾" SH 15¼"/16¾"
H 72/76cm W 178cm
D 205cm SH 39/43cm



Large Lounge without Arms
H 28¼"/29¾"
W 48¼" D 80¾"
SH 15¼"/16¾"
H 72/76cm W 123cm
D 205cm SH 39/43cm



Large Right- or Left- Arm Lounge
H 28¼"/29¾" W 60"
D 80¾" SH 15¼"/16¾"
H 72/76cm W 150cm
D 205cm SH 39/43cm

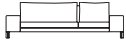


Ottoman
W 39¼" D 39¼"
SH 15¼"/16¾"
W 100cm D 100cm
SH 39/43cm

EXCLUSIF 2 DIDIER GOMEZ



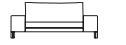
The Exclusif model is complemented by a version with legs, named Exclusif 2. These brilliant or black chromed finished legs do not affect the overall dimensions of each piece but serve to tie together decors nicely. There are two types of armrests to choose from: a low, wide rectangular version and a high, narrow trapezoid version. They can be combined with one another for what can be considered an asymmetrical element. Seams of back cushions are highlighted with piping. Cushion and frame covers can be removed without difficulty. Bicolor interpretations may be created to bring a modern touch to this classic design.



Sofa with Type B Armrests
H 29¾" W 97¾"
D 39¼" SH 16¾"
H 76cm W 248cm
D 100cm SH 43cm



Sofa with Type A Armrests
H 29¾" W 95¾"
D 39¼" SH 16¾"
H 76cm W 243cm
D 100cm SH 43cm



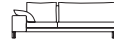
Loveseat with Type B Armrests
H 29¾" W 71¾"
D 39¼" SH 16¾"
H 76cm W 182cm
D 100cm SH 43cm



Loveseat with Asymmetrical Armrests
H 29¾" W 70¾"
D 39¼" SH 16¾"
H 76cm W 180cm
D 100cm SH 43cm



Right- Arm Loveseat with Type B Armrest
H 29¾" W 60"
D 39¼" SH 16¾"
H 76cm W 152cm
D 100cm SH 43cm



Right- Arm Sofa with Type B Armrest
H 29¾" W 86"
D 39¼" SH 16¾"
H 76cm W 219cm
D 100cm SH 43cm



Right- or -Left Arm Mini Lounge
H 29¾" W 50¼/51¼"
D 69" SH 16¾"
H 76cm W 130cm
D 175cm SH 43cm



Mini Lounge
H 29¾" W 39¼"
D 69" SH 16¾"
H 76cm W 100cm
D 175cm SH 43cm



Ottoman
W 39¼" D 39¼"
SH 16¾" W 100cm
D 100cm SH 43cm

HUDSON DIDIER GOMEZ



Slim yet comfortable, Hudson is the perfect sofa for small spaces. A raised frame, elegant inclined backrest, and slim cushions create a graceful and comfortable seating solution. Available with square or rectangular-sectioned feet in either matte black lacquered or brilliant chrome.



Sofa
H 29½"/30¾" W 76½"
D 30¾" SH 16¼"
H 75/78cm W 194cm
D 78cm SH 41/44cm



Medium Sofa
H 29½"/30¾" W 52¾"
D 30¾" SH 16¼"
H 75/78cm W 134cm
D 78cm SH 41/44cm



Armchair
H 29½"/30¾" W 30"
D 30¾" SH 16¼"
H 75/78cm W 76cm
D 78cm SH 41/44cm



Ottoman
W 23½" D 23½"
SH 16¼"/17¼"
W 60cm D 60cm
SH 41/44cm

CALIN PASCAL MOURGUE



Designed by the late Pascal Mourgue, the Calin collection offers an outstanding comfort you would expect from a pillow. Bultex® foam, fixed or adjustable back, aluminum lacquered steel feet and removable cover with distinct pillow detail create this soft and casual collection. On the occasion of its 20th Anniversary, the collection has grown to include two pillow cushions and a natural or black-stained ash wood base option. The fireside chair is offered in two sizes. Also available as a dining chair.



Loveseat
H 32¼" W 69¼"
D 41" SH 15"
H 82cm W 176cm
D 104cm SH 38cm



Large Fireside Chair
H 32¼" W 45"
D 41" SH 15"
H 82cm W 114cm
D 104cm SH 38cm



Small Fireside Chair
H 32¼" W 37"
D 41" SH 15"
H 82cm W 94cm
D 104cm SH 38cm



Large Ottoman
W 45" D 30¾"
SH 15"; W 114cm
D 78cm SH 38cm

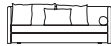


Small Ottoman
W 37" D 30¾"
SH 15"; W 94cm
D 78cm SH 38cm

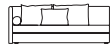
NOMADE 2 DIDIER GOMEZ



The famous Nomade created in 1996 has been revisited and made more modern. If the aesthetic inspiration of Nomade comes from North African culture, Nomade 2 is intended to be much more urban. Nomade is a sofa "with lots of cushions and bolsters" with a seat cushion conceived to look like a traditional mattress with edge and dimples. The principal changes made for Nomade 2 are a thin piping and a discreet stitching on the seat cushion and a comb stitching on the back cushions. Structures are maintained identical but the mattress padding gets lighter with fine piping, dimples become discrete prints, and back cushions clearly express the refinement of their seam finish. Offered in a multitude of fabrics and colors.



Sofa
H 30¾"/33" W 85½"
D 35¾" SH 15"/17¼"
H 78/84cm W 217cm
D 91cm SH 38/44cm



Right- or Left-Arm Sofa
H 30¾"/33" W 83½"
D 35¾" SH 15"/17¼"
H 78/84cm W 212cm
D 91cm SH 38/44cm



Large Right- or Left-Arm Chaise
H 30¾"/33" W 83½"
D 35¾" SH 15"/17¼"
H 78/84cm W 212cm
D 91cm SH 38/44cm



Loveseat
H 30¾"/33" W 69¾"
D 35¾" SH 15"/17¼"
H 78/84cm W 177cm
D 91cm SH 38/44cm



Right- or Left-Arm Loveseat
H 30¾"/33" W 67¾"
D 35¾" SH 15"/17¼"
H 78/84cm W 172cm
D 91cm SH 38/44cm



Small Right- or Left-Arm Chaise
H 30¾"/33" W 67¾"
D 35¾" SH 15"/17¼"
H 78/84cm W 172cm
D 91cm SH 38/44cm



Convertible Corner Group
H 32" W 117¼"
D 35¾"/83½" SH 16¼"
H 81cm W 298cm
D 91/212cm SH 41cm



Ottoman
W 34¼" D 34¼"
SH 15"/17¼"
W 87cm D 87cm
SH 38/44cm

COSSE PHILIPPE NIGRO



Designed by Philippe Nigro with comfort in mind, Cosse is a streamlined vision of lightness in materials. A discreet wood frame is paired with a system of suspension straps to create a contoured form that is as inviting as it is beautiful. With unique curved armrests and extremely thin wooden legs, Cosse is a triumph in progressive production techniques and contemporary design. Available with a structure in solid beech with a natural or anthracite-stained finish. Introduced in 2014, this collection includes an armchair, medium two-seat sofa, a large three-seat sofa, an armchair and an ottoman.



Sofa
H 32¼" W 84¾"
D 40¼" SH 15"
H 82cm W 215cm
D 102cm SH 38cm



Medium Sofa
H 32¼" W 69"
D 40¼" SH 15"
H 82cm W 175cm
D 102cm SH 38cm



Armchair
H 32¼" W 41¼"
D 40¼" SH 15"
H 82cm W 105cm
D 102cm SH 38cm



Ottoman
W 31½" D 21¾"
SH 12¾"; W 80cm
D 55cm SH 33cm

SOFTLY NICK RENNIE



Softly offers a cozy and classically-inspired seating solution. Descriptive of his creative process, Rennie believes that design is about breaking a concept down to its most basic elements and rebuilding it. Thus, the initial concept of the Softly collection is the bed. When deconstructed, it gives us a mattress, pillows, and cushions. From these elements the seat is built: the enveloping back and armrests are composed of large vertical pillows placed on the ground, the seat cushions are evocative of a mattress – an idea reinforced by the cushioning and bourrelet stitching; and lastly the lumbar and arm cushions which are evocative of the decorative cushions often arranged at the head of a bed. Seat, back and armrests in panels of multi-ply clad in polyether foam. Available as a sofa, medium sofa, and matching ottoman.



Sofa
H 34¼" W 90½"
D 35½" SH 16½"
H 87cm W 230cm
D 90cm SH 42cm



Medium Sofa
H 34¼" W 67"
D 35½" SH 16½"
H 87cm W 170cm
D 90cm SH 42cm



Ottoman
W 34¾" D 26¾"
SH 16½"; W 88cm
D 68cm SH 42cm

SOFA BEDS

BERLIN LOFT
MÜLLER WULFF







MULTY
CLAUDE BRISSON





NOMADE EXPRESS
DIDIER GOMEZ





NOMADE EXPRESS DIDIER GOMEZ

This everyday sofa bed has an understated elegance reminiscent of the stylish 1930s with its seat and back resembling a traditional mattress. Nomade Express is made of high resilience Bultex® foam of multiple densities. It is supported by a tubular steel frame and aluminum feet. The back simply folds down to convert to a bed and the lumbar cushions can be used as pillows. The tufted cover with buttons and thick piping is removable. Offered in two versions: one with a quilted cover with buttons in a "mattress" style, the other with a quilted cover with points of stitching and piped detailing.

Dimensions

H 37½" W 81"/82" D 43¼" SH 16½"
H 95cm W 205/208cm D 110cm SH 42cm



MULTY CLAUDE BRISSON

Multy is a uniquely designed sofa bed collection. All elements, sofas and loveseats, incorporate three positions: upright, inclined, and down. The thick foam cushion and birch slats provide outstanding comfort, while a simple mechanism makes transitioning effortless. Multy offers optional lumbar cushions and armrests, which pivot to allow the bed to be easily unfolded.

Sofa with Arms

H 32¼"/33½" W 74" D 40½" SH 17¼"
H 82/85cm W 188cm D 103cm SH 44cm

Sofa

H 32¼"/33½" W 65¼" D 40½" SH 17¼"
H 82/85cm W 166cm D 103cm SH 44cm

Loveseat with Arms

H 32¼"/33½" W 60¼" D 40½" SH 17¼"
H 82/85cm W 153cm D 103cm SH 44cm

Loveseat

H 32¼"/33½" W 51½" D 40½" SH 17¼"
H 82/85cm W 131cm D 103cm SH 44cm

MULTY CLAUDE BRISSON

Multy is a uniquely designed sofa bed collection. All elements, sofas and loveseats, incorporate three positions: upright, inclined, and down. The thick foam cushion and birch slats provide outstanding comfort, while a simple mechanism makes transitioning effortless. Multy offers optional lumbar cushions and armrests, which pivot to allow the bed to be easily unfolded.



Sofa with Arms

H 32¼"/33½" W 74" D 40½" SH 17¼"
H 82/85cm W 188cm D 103cm SH 44cm

Sofa

H 32¼"/33½" W 65¼" D 40½" SH 17¼"
H 82/85cm W 166cm D 103cm SH 44cm

Loveseat with Arms

H 32¼"/33½" W 60¼" D 40½" SH 17¼"
H 82/85cm W 153cm D 103cm SH 44cm

Loveseat

H 32¼"/33½" W 51½" D 40½" SH 17¼"
H 82/85cm W 131cm D 103cm SH 44cm



DO NOT DISTURB

Do not Disturb is a motorized sofa bed that allows for easy conversion from sofa to bed. It is a stylish answer for where to put houseguests and is available in a rich range of leathers and fabrics for a classically timeless sofa form. No matter which way this sofa bed is set up, it requires only the most minimal effort to open or close. The cushions of this sleek sofa stay attached to the base when it is transformed from sofa to bed.

Sofa with Queen Mattress

H 30¾" W 78¾" D 38½/84¾" SH 17¼"
H 78cm W 200cm D 98/215cm SH 44cm

Sofa with King Mattress

H 30¾" W 86½" D 38½/84¾" SH 17¼"
H 78cm W 220cm D 98/215cm SH 44cm



SOFTLY NICK RENNIE

Softly offers a cozy and classically-inspired seating solution. Descriptive of Rennie's creative process, he believes that design is about breaking a concept down to its most basic elements and rebuilding it. Thus, the initial concept of the Softly collection is the bed. When deconstructed, it gives us a mattress, pillows, and cushions. From these elements the seat is built: the enveloping back and armrests are composed of large vertical pillows placed on the ground, the seat cushions are evocative of a mattress – an idea reinforced by the cushioning and bourrelet stitching, and lastly the lumbar and arm cushions which are evocative of the decorative cushions often arranged at the head of a bed. Seat, back, and armrests in panels of multi-ply clad in polyether foam.

Dimensions

H 34½" W 90½" D 35½" SH 16½"
H 87cm W 230cm D 90cm SH 42cm



BERLIN LOFT MÜLLER WULFF

Inspired by the city that brought it to life, the Berlin Loft sofa bed is free-spirited, practical and modern. This sofa bed is the epitome of relaxed elegance with a deep, inviting seat. The back can be easily and gradually adjusted for the ideal posture, down to a horizontal position, in which it can be used as a bed.

Dimensions

H 32¼" W 79¼" D 42½/55½" SH 16¼"
H 82cm W 201cm D 108/141cm SH 43cm

ARM- CHAIRS



RIGA
ERIC JOURDAN





MON REPOS
PETER MALY





HUMPHREY
EVANGELOS VASILEIOU



AMÉDÉE
MARIE CHRISTINE DORNER

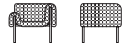


LONG ISLAND
N. NASRALLAH & C. HORNER

RUCHÉ INGA SEMPÉ



In 2014, Inga Sempé added an armchair with asymmetrical armrests to the Ruché range. The high armrest fitted with elastic-strap suspension allows a unique positioning not afforded by traditional chairs. This little island of comfort and recreation can be completed with the Ruché ottoman.



Armchair
H 32¾" W 38¼"
D 36¼" SH 18"
H 83cm W 97cm
D 92cm SH 46cm



Ottoman
W 24½" D 24½"
SH 18"; W 62cm
D 62cm SH 46cm

MON REPOS PETER MALY



In the case of Mon Repos armchair, Peter Maly chose to oppose the circular shape of the backrest, inviting and comfortable to the rigidity of the square wood legs. The geometric accuracy of the seat's construction contrasts with the unstructured freedom of the feather-filled backrest cushions. Structure in satin varnished American walnut or black-stained ash wood.



Dimensions
H 26¼" W 36"
D 30½" SH 14½"
H 67cm W 92cm
D 78cm SH 37cm

MANAROLA PHILIPPE NIGRO



The Manarola armchair offers an inviting aesthetic and exceptional comfort. The enveloping foam seat rests on a lightweight solid wood base, reinforced by a metal frame. Base offered in a high or low option, with either a natural or black-stained solid beech wood finish. Also available with a central swiveling base in brilliant metal finish. Option matching ottoman offered with wood or metal feet.



Armchair
H 32¼"/33½" W 36¼"
D 40¼" SH 14½"/15¼"
H 82/85cm W 92cm
D 102cm SH 37/40cm

Swiveling Armchair
H 33½" W 36¼"
D 40¼" SH 15¼"
H 85cm W 92cm
D 102cm SH 40cm

Ottoman
W 36¼" D 23½"
SH 13½"/14½"
W 92cm D 60cm
SH 34/37cm

VOLTIGE DIDIER GOMEZ



Reworking the traditional bergère armchair, designer Didier Gomez cleans up lines and updates frame materials for a dressed up version of the 1700s classic lounger without leaving behind its classic aesthetic. The folded steel 'corner' feet, available in matte white or matte black lacquer, succeed in putting the final twist on the reinterpretation.



Dimensions
H 29¼" W 28¾"
D 29½" SH 17"
H 74cm W 72cm
D 75cm SH 43cm

RIGA ERIC JOURDAN



With an elegant lightness accentuated by the subtlety of the brilliant or matte black chrome-plated legs that create a levitating effect. The contrasting combination between the reassuring thickness of the seat and the lightness of the back cushion and the hull infuses power to the assembly, evoking feline energy: both powerful and light and ready to take a leap.



Armchair
H 39¾" W 31"
D 39" SH 18½"
H 101cm W 79cm
D 99cm SH 47cm



Ottoman
H 18" W 24" D 24"
H 46cm W 62cm
D 62cm

ANDY PIERRE PAULIN



A reissue of a Pierre Paulin classic, the Andy collection first debuted half a century ago. Its slim chrome-plated steel legs, set in the armrests, impart a sense of lightness to the model. Originally conceived in leather, the integration of the feet inside the armrests calls for stitching and upholstery of the highest quality.



Dimensions
H 28¾" W 32¾"
D 32¾" SH 16½"
H 73cm W 83cm
D 83cm SH 42cm

VINTA DIDIER GOMEZ



Simultaneously contemporary and traditional, Vinta's soft lines are welcoming and reminiscent of traditional cabriolet armchairs, while its folded steel legs and receding armrests are resolutely contemporary. Available with corner feet in either matte black or matte white lacquer.



Dimensions
H 28¾" W 26¾"
D 29½" SH 15¼"
H 73cm W 68cm
D 75cm SH 39cm

VILLA ROSE 2 FRANÇOIS AZAMBOURG



Villa Rose, designed by François Azambourg, is a black solid-ash armchair with classic distinction and contemporary design details. The seat cushion is a luxurious detail available to bring warmth to the otherwise hard lines of the seat in a choice of upholstered wool or semi-aniline leather.



Dimensions
H 27½" W 23½"
D 25¼" SH 15¼"
H 70cm W 60cm
D 64cm SH 40cm

AMÉDÉE MARIE CHRISTINE DORNER

Amédée is designed around a lumbar cushion, quilted and shaped like the bucket seats of beautiful Italian cars. Compact in their design, these seats are perfect for chic, urban living. The armchair can swivel and is offered with a footstool for relaxation. In a new, pure-aniline, full-grain, Orga-leather finish, Amédée is undoubtedly luxurious with a light smoothness and shine. This finish is a must among the 800 possible covering materials of the Ligne Roset collection.



Armchair
H 33" W 30¼"
D 32¼" SH 15¾"
H 84cm W 77cm
D 82cm SH 40cm



Ottoman
W 22¾" D 19¾"
SH 14½"; W 58cm
D 50cm SH 37cm



ELYSÉE PIERRE PAULIN

The compact size and visual lightness of this chair makes it ideal for smaller living spaces. The lacquered base has a matte black finish, while the seat boasts a high-resilience Bultex® foam core and comfort layer with webbed back suspension. Elysée is available in an assortment of fabrics and leathers.



Armchair
H 27½" W 35½"
D 30¼" SH 13¾"
H 70cm W 90cm
D 77cm SH 35cm



Ottoman
W 35½" D 25½"
SH 13"; W 90cm
D 65cm SH 33cm

HUMPHREY EVANGELOS VASILEIOU

Vasileiou revisits the 50's with the classic lines and clean-cut upholstery of the Humphrey armchair. The two large volumes of the seat appear to float in the air, suspended from a fine and elegant structure in epoxy lacquered steel with a gunmetal finish. With the addition of an optional footrest, Humphrey becomes a chaise longue.



Armchair
H 27½" W 35½"
D 30¼" SH 13¾"
H 70cm W 90cm
D 77cm SH 35cm



Ottoman
W 35½" D 25½"
SH 13"; W 90cm
D 64cm SH 33cm



FLAX PHILIPPE NIGRO

Flax is a very accommodating chair that will fit into traditional and modern interiors alike. The entire structure is made from curved slats of solid walnut, with an integral lumbar cushion, and a seat cushion set in steel springs with Bultex® foam. An ottoman is also available.



Armchair with High Back
H 30" W 30"
D 31½" SH 15"
H 76cm W 77cm
D 80cm SH 38cm



Armchair with Low Back
H 27¼" W 30"
D 31½" SH 15"
H 69cm W 77cm
D 80cm SH 38cm



Ottoman
W 24½" D 20"
SH 14¼"; W 62cm
D 51cm SH 36cm

LONG ISLAND N. NASRALLAH & C. HORNER

At the heart of the Ligne Roset expertise in upholstered chairs, Long Island combines exemplary comfort, remarkable elegance, and a vast choice of covering materials and colors. In 2016, the Long Island collection expands to include an armchair and ottoman. Available with feet in natural or anthracite-stained solid beech.



Armchair
H 37½" W 27½"
D 29" SH 16¾"
H 95cm W 70cm
D 75cm SH 41 cm



Ottoman
W 24" D 18¼"
SH 16¾"; W 60cm
D 46cm SH 41cm



Fireside Chair
H 28¾" W 25¼"
D 28" SH 15"
H 73cm W 64cm
D 71cm SH 38cm

ELSA FRANÇOIS BAUCHET

This small-scale armchair shares the same aesthetics as the dining chair of the same name. Its sculptural seat is offered in both a high and low version, which offers unexpected comfort. The thermoformed ABS shell is topped with foam, on which fabric or leather is glued. The sleigh base has a brilliant chrome finish. In 2016, the Elsa collection is now available with a base in natural or anthracite stained beech wood.



Armchair with High Back
H 39¼" W 26¾"
D 27¼" SH 15¾"
H 100cm W 68cm
D 80cm SH 40cm



Armchair with Low Back
H 29¼" W 24"
D 28" SH 16¾"
H 74cm W 61cm
D 71cm SH 42cm



Armchair with Sleigh Base
H 39¼" W 26¾"
D 31½" SH 15¾"
H 100cm W 68cm
D 80cm SH 40cm



Armchair with Sleigh Seat
H 29¼" W 24"
D 28" SH 16¾"
H 74cm W 61cm
D 71cm SH 42cm



GRILLAGE FRANÇOIS AZAMBOURG

This armchair, released in 2011, demonstrates the fusion of technology and design for which François Azambourg is well-known. It comprises a steel tube base with a single piece of metal folded origami-style. Grillage appears light, but provides excellent support. An optional pad made of quilted fabric may be attached to the seat for added comfort.



Armchair
H 28¼" W 39"
D 27¼" SH 9¾"
H 72cm W 99cm
D 69cm SH 25cm



Loveseat
H 28¼" W 61"
D 27½" SH 12¼"
H 72cm W 155cm
D 70cm SH 31cm



BACKPACK LUCIDIPEVERE

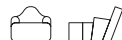
The Backpack shows an assertive personality underlined by the slim and elegant base structure, which emphasizes the perfectly designed silhouette of a seat cushion with truly inviting thickness and ergonomic curves. At the top of the backrest, the cushion winds up on itself, secured at the back by a strap, in the spirit of typical explorer's backpacks.



Armchair
H 29¼" W 31"
D 32" SH 15¼"
H 74cm W 79cm
D 81cm SH 39cm

SLICE PIERRE CHARPIN

An iconic piece by designer Pierre Charpin that debuted in 1998. This new version features enhanced comfort, whilst remaining in tune with its original intentions: to offer an accessible form of seating that is at once classic in shape and contemporary in use, with the possibility of adding footstools to vary the dimensions of its seat. The seat, back and armrests composed of high resilience polyurethane foam.



Armchair
H 31½" W 36¼"
D 34¾" SH 16¾"
H 80cm W 92cm
D 88cm SH 43cm

Footstool
W 36¼" D 13¾"
SH 16¾"; W 92cm
D 35cm SH 43cm

FACETT R. & E. BOUROULLEC

Facett offers innovative aesthetics and superb comfort. The quilted cover has 2" (5cm) wide bands stitched with matching or contrasting thread. The armchair is available with a swivel or fixed base. When used jointly, the ottoman extends the lines of the armchair to create a chaise.



Armchair
H 33" W 34¼"
D 32" SH 14¼"
H 84cm W 87cm
D 81cm SH 36cm

Ottoman
W 25½" D 28"
SH 12½"; W 65cm
D 71cm SH 32cm

MOËL INGA SEMPÉ

With the exception of the thermoformed ABS back interior, Moël is a return to the all foam know-how of Ligne Roset. This enveloping armchair offers the most comfortable and pleasant experience possible. It appeals most to lovers of an informal lifestyle. Available with a high or low back.



Armchair with High Back
H 38¼" W 45¼"
D 38½" SH 16¼"
H 97cm W 115cm
D 98cm SH 41cm



Armchair with Low Back
H 32" W 41¼"
D 35" SH 16¼"
H 81cm W 105cm
D 89cm SH 41cm

Ottoman
W 23½" D 18"
SH 14½"; W 60cm
D 46cm SH 37cm



TOA RÉMI BOUHANICHE

The objective, "to conceive a comfortable and timeless product", is evident in Toa's design. For his first armchair, designer Remi Bouhaniche drew on origami for inspiration: The open trapezoid of the seat and armrests is paired with a slightly tapering winged backrest to create a cocoon-like effect. Remarkable in any environment, the Toa can stand on its own, or alongside a lamp and coffee table. The matching footrest brings a supplement of comfort and relaxation to the armchair.



Armchair
H 42¼" W 32¼"
D 36¼" SH 18"
H 107cm W 82cm
D 92cm SH 46cm

Footstool
W 24¾" D 24¾"
SH 17¼"; W 63cm
D 63cm SH 44cm

OKURA ERIC JOURDAN

Equally inspired by its namesake hotel in Tokyo and American mid-century modernism à la George Nelson. The Okura's shape and size are loosely anthropomorphic—a large seat, medium backrest, and slim wraparound armrests—with appropriately rounded edges throughout. Set on a short base made of wood or steel, the Okura appears to hover above the ground. It is available in a high or low back, with a matching footrest.



Armchair with Low Back
H 28¾" W 32½"
D 38½" SH 15¾"
H 73cm W 83cm
D 98cm SH 40cm

Armchair with High Back
H 34¼" W 32¼"
D 38½" SH 15¾"
H 87cm W 82cm
D 98cm SH 40cm

Footstool
W 26¾" D 26¾"
SH 15¼"; W 68cm
D 68cm SH 39cm

OTTOMAN NOË DUCHAUFOR-LAWRANCE

Ingenuity, superior stitching, and modern aesthetics are the hallmarks of this all-foam armchair, inspired by the traditional Moroccan ottoman. It is available with a swivel or fixed base and in either monochromatic or a two colored combination.



Armchair
H 26¾" W 39¼"
D 36½" SH 14¾"
H 68cm W 100cm
D 93cm SH 37cm

Ottoman
W 35" D 31½"
SH 14¾"; W 89cm
D 80cm SH 37cm

MOËL 2 INGA SEMPÉ

Apart from the thermoformed ABS back interior, Moël is a return to the all foam know-how of Ligne Roset. It is intended for those who live in a casual way and wish to create a warm and intimate living space to host their friends. For the design's 10th anniversary, Ligne Roset has launched Moël 2 with a new cover material for the backrest in a thick wool felt in five colors -- anthracite, blanc mélange (white mix), gray, terra cotta and mousse.



Armchair with Low Back
H 32" W 41¼"
D 35" SH 16¼"
H 81cm W 105cm
D 89cm SH 41cm



Armchair with High Back
H 38¼" W 45¼"
D 38½" SH 16¼"
H 97cm W 115cm
D 98cm SH 41cm

Ottoman
W 23½" D 18"
SH 14½"; W 60cm
D 46cm SH 37cm



BEAU FIXE INGA SEMPÉ

Inga Sempé designed this chair from its clever structure to the fabric for the cushions. The lightweight welded-steel frame acts like “jaws” or a vise, clamping around the one-piece comforter that forms the seat itself. Beau Fixe is also available as a medium sofa or armchair, with an optional matching footstool.



Armchair
H 40½” W 32”
D 39” SH 17¼”
H 103cm W 81cm
D 99cm SH 44cm



Footstool
W 27¼” D 21½”
SH 18” W 69cm
D 55cm SH 46cm

PUMPKIN PIERRE PAULIN

First edition from the private collection of former French president, Georges Pompidou, in the Elysée Palace. Pumpkin is characterized by soft lines, a round shape, and firm comfortable seating. The armchair is offered with a swivel or fixed base as well as with or without headrest.



Armchair with Headrest
H 32¾” W 41¼”
D 32¾” SH 14½”
H 83cm W 105cm
D 83cm SH 37cm



Ottoman
Ø 29¼” SH 14½”
Ø 74cm SH 37cm

ANDA PIERRE PAULIN

The elegance of Anda is apparent in its curves, which envelope the body beautifully. Its comfort comes from elastic webbing suspension and Bultex® foam. This armchair is available either fixed or swiveling and in both high and low back versions.



Armchair with High Back
H 39” W 39”
D 33½” SH 15¾”
H 99cm W 99cm
D 85cm SH 40cm



Ottoman
Ø 17¾” SH 15¾”
Ø 45cm SH 40cm



FIFTY DÖGG & ARNVED DESIGN STUDIO

Fifty’s back was created with side panels by the headrest to inspire feelings of privacy while relaxing, reading, or even watching TV. Hundreds of meters of either black or brown cord are woven onto the black steel frame. An additional seat cushion is available for added comfort.



Dimensions
H 44¼” W 29”
D 34¾” SH 13½”
H 112cm W 74cm
D 88cm SH 34cm



FELT 2 DELO LINDO

Possibly a descendant of Michel Ducaroy’s “Steady” chair from 1960, the Felt 2 is a new design from Delo Lindo—designers Fabien Cagani and Laurent Matras—who set out to produce an archetypal chair. The result is fashionable yet uncannily familiar. Available in two sizes with a matching footrest, the Felt 2 chair is made from black lacquered steel-reinforced molded beech plywood, with foam cushions.



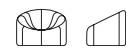
Fireside Chair
H 27½” W 23½”
D 28” SH 13¾”
H 70cm W 60cm
D 71cm SH 35cm



Footstool
W 23½” D 16½”
SH 13¾”; W 60cm
D 42cm SH 35cm

PUMPKIN PIERRE PAULIN

First edition from the private collection of former French president, Georges Pompidou, in the Elysée Palace. Pumpkin is characterized by soft lines, a round shape, and firm comfortable seating. The armchair is offered with a swivel or fixed base as well as with or without headrest.



Armchair
H 27½” W 41¼”
D 32¾” SH 14½”
H 70cm W 105cm
D 83cm SH 37cm



Ottoman
Ø 29¼” SH 14½”
Ø 74cm SH 37cm

ANDA PIERRE PAULIN

The elegance of Anda is apparent in its curves, which envelope the body beautifully. Its comfort comes from elastic webbing suspension and Bultex® foam. This armchair is available either fixed or swiveling and in both high and low back versions.



Armchair with Low Back
H 31” W 34¼”
D 30¼” SH 15¾”
H 79cm W 87cm
D 77cm SH 40cm



Ottoman
Ø 17¾” SH 15¾”
Ø 45cm SH 40cm

ARCHI PIERRE PAULIN

Archi’s generous slope and ergonomic seat design support the body perfectly. The high back provides a comfortable rest for the head and shoulders. Available with or without arms. The legs come in matte black lacquered or brilliant chromed steel; or in black-stained or cherry-stained ash wood.



Armchair
H 37¾” W 34¾”
D 35¾” SH 16½”
H 96cm W 88cm
D 91cm SH 42cm



Chair
H 37¾” W 25¼”
D 35¾” SH 16½”
H 96cm W 64cm
D 91cm SH 42cm



Ottoman
W 24¾” D 14¼”
SH 16¼”; W 63cm
D 36cm SH 41cm

CALIN PASCAL MOURGUE



Designed by the late Pascal Mourgue, this armchair offers the outstanding comfort you would expect from a pillow. Bultex® foam, fixed or adjustable back, aluminum lacquered steel feet and removable cover with distinct pillow detail create this soft and casual collection. The Calin chair has been updated this year with two pillow cushions and a solid wood base, on the occasion of its 20th Anniversary. The fireside chair comes in two sizes. Also available as a dining chair.



Fireside Chair
H 32¼" W 37"/45"
D 41" SH 15"
H 82cm W 94/114cm
D 104cm SH 38cm

Ottoman
W 37"/45" D 30¾"
SH 15"; W 94/114cm
D 78cm

SOFRUCK e27, TIM BRAUNS

Ligne Roset expands its childrens offering with Softruck, a small foam truck that is a hybrid of a toy and a seat. Tim Brauns has devised an intelligent and sustainable product by treating the archetypal form of a small truck in two parts: the tractor and its load. Softruck is both a seat and a toy to play with by assembling and disassembling.

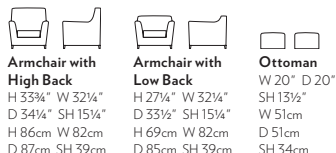


Ottoman
H 16½" W 28¼"
D 9¾"; H 42cm
W 72cm D 25cm

RIVE DROITE DIDIER GOMEZ



Rive Droite was conceived with all the attributes of a traditional club chair: enveloping comfort complemented by an ottoman. The seat cushion can be filled with feathers for soft support or with high-resilience Bultex® foam for firmer support. Feet in epoxy graphite lacquered metal.



Armchair with High Back
H 33¾" W 32¼"
D 34¼" SH 15¼"
H 86cm W 82cm
D 87cm SH 39cm

Armchair with Low Back
H 27¼" W 32¼"
D 33½" SH 15¼"
H 69cm W 82cm
D 85cm SH 39cm

Ottoman
W 20" D 20"
SH 13½"
W 51cm
D 51cm
SH 34cm

TOGO M. DUCARROY



Togo has been the ultimate in comfort and style for forty years. The collection features both visually attractive and physically inviting pieces. This scaled version for kids is one of the most recent additions to the iconic collection.



Chair
H 27½" W 34¼"
D 40¼" SH 15"
H 70cm W 87cm
D 102cm SH 38cm

Ottoman
W 34¼" D 31½"
SH 13½"; W 87cm
D 80cm SH 34cm

CALIN PASCAL MOURGUE



Designed by the late Pascal Mourgue, this armchair offers the outstanding comfort you would expect from a pillow. Bultex® foam, fixed or adjustable back, aluminum lacquered steel feet and removable cover with distinct pillow detail create this soft and casual collection. The Calin chair has been updated this year with two pillow cushions and a solid wood base, on the occasion of its 20th Anniversary. The fireside chair comes in two sizes. Also available as a dining chair.



Fireside Chair
H 32¼" W 37"/45"
D 41" SH 15"
H 82cm W 94/114cm
D 104cm SH 38cm

Ottoman
W 37"/45" D 30¾"
SH 15"; W 94/114cm
D 78cm SH 38cm

SOFRUCK e27, TIM BRAUNS

Ligne Roset expands its childrens offering with Softruck, a small foam truck that is a hybrid of a toy and a seat. Tim Brauns has devised an intelligent and sustainable product by treating the archetypal form of a small truck in two parts: the tractor and its load. Softruck is both a seat and a toy to play with by assembling and disassembling.



Ottoman
H 16½" W 28¼"
D 9¾"; H 42cm
W 72cm D 25cm

MCD MARIE CHRISTINE DORNER



The MCD armchair features an upholstered back and armrests that are tufted both inside and out. Though the panels are flat on the outside, the rounded cushions of the interior offer an invitation to comfort. The MCD also has a matching ottoman; rectangular pillows complete the look. Feet are available in either natural or anthracite tinted solid beech wood, as well as black lacquered steel.



Armchair
H 33¾"/34¾" W 33"
D 32¼" SH 16¼"/17¼"
H 86/88cm W 84cm
D 82cm SH 41/44cm

Ottoman
W 30¾" D 30¾"
SH 16¼"/17¼"
W 78cm D 78cm
SH 41/44cm

MINI TOGO M. DUCARROY



Togo has been the ultimate in comfort and style for forty years. The collection features both visually attractive and physically inviting pieces. This scaled version for kids is one of the most recent additions to the iconic collection.



Mini Chair
H 18" W 24"
D 26¾" SH 9½"
H 46cm W 61cm
D 68cm SH 24cm

TECHNO- LOGICAL **ANTICI- PATION**

«Technological innovation always accompanies
innovation in form.»

Michel Roset.

TEXTE
AXELLE CORTY

MANUFACTURING THE FUTURE

On the 118,000 square meters (1,270,141 square feet) of the five manufacturing sites of Ligne Roset, approximately eight hundred craftsmen make 95% of the furniture and accessories sold around the world. With up to 300 chairs leaving the site of Briord on a daily basis, the work pace can be very strong. Nonetheless, behind the glass façade lies a truly serene atmosphere with amazing mountain views accompanied by the bell tower of Briord. The complex assembly of a seat cover for a *Ploum* chair is confidently finished by a seamstress in the workshops. Another craftsman then combines this with one of the ingenious foam sculptures assembled on an invisible metal structure. Using a clever system of wire pulling, the piece gets padded like a Chesterfield armchair, in its 21st Century version. "I worked on the creation of the *Ploum* sofa along with the brothers **Bouroullec**.

The whole process felt like a novel!" recalls Ludovic Auchet, Technical Officer of the Briord manufacturing plant. "We had to overcome great difficulties to achieve this curved metal structure and develop an ultra-soft foam. But we love this type of challenge." Developing the memory foam formula alone demanded two years of work with a supplier. But the investment proved profitable: released in 2011, *Ploum*, an ultra-comfortable contemporary nest, is poised for depositing the *Togo* seat from its throne in the list of best sellers. Its development has enabled, in turn, the creation of the *Manarola* armchair (2016) by **Philippe Nigro**, with its carefully designed elegance and comfort, highlighted by a seat and backrest in a single block of foams, mounted on a wooden curved cradle. "Technological innovation always accompanies innovation in forms," comments Michel Roset, Chief Creative Officer. "When we develop a project, we take the time to achieve the best possible outcome. Sometimes it does not work, but we never regret our efforts."

The typical quilted appearance of the *Ruché* chair cover by **Inga Sempé** (2010) is brought to life with hand-finishing of the work of a sewing machine in the workshop. The designer herself had meticulously developed the model on a sewing machine. Ligne

Roset decided to buy an industrial machine, specifically manufactured to reproduce all these subtleties on a large scale. "The style of the *Ruché* chair has inspired our competitors, but thanks to our technological innovation, no one has been able to copy our products yet," explains Ludovic Auchet. While this machine plays a key role in technological innovation, a cornerstone of Ligne Roset's success, there is another critical component: time. Time for researching, exploring and thinking is at the helm of the company's design process. Haste is not an option in manufacturing... the future pages in the history of furniture are written calmly.



STOR- AGE FURNI- TURE

DITA
PAGNON & PELHÂTRE





DITA
PAGNON & PELHAÏTRE



Bookcase
H 69½" W 27½"
D 13¾"; H 176cm
W 70cm D 35cm



High Unit 3 flap doors + 1 drawer
H 74" W 42" D 17"
H 189cm W 108cm
D 45cm



High Unit 3 flap doors + 1 drawer for hanging files
H 74" W 42" D 17"
H 189cm W 108cm D 45cm



Console with 2 flap doors
H 30" W 67" D 17"
H 78cm W 170cm
D 45cm



Sideboard 2 drawers + 2 flap doors
H 30" W 67" D 17"
H 78cm W 170cm
D 45cm

DITA PAGNON & PELHAÏTRE

A versatile and compact collection of case goods, the Dita will work just as well in a hallway, office, bedroom or living room. Thanks to its soft form, it can easily complement a wide range of different products. Structure in square tubular steel with an anodized bronze finish. The entire collection is available in 16 lacquer colors. In addition, the bookshelves offer 6-shelves in a choice of metallic anthracite-colored ceramic stoneware or gray smoked glass.



**Sideboard 2 drawers
for hanging files +
2 flap doors**
H 30" W 67" D 17"
H 78cm W 170cm D 45cm



**Sideboard 4 flap
doors**
H 30" W 67" D 17"
H 78cm W 170cm
D 45cm



**Sideboard 2 doors
+ 3 drawers**
H 33" W 64" D 17"
H 86cm W 163cm
D 45cm



Sideboard 4 doors
H 33" W 84" D 17"
H 86cm W 214cm
D 45cm



TV Cabinet
H 16" W 67" D 17"
H 41cm W 170cm
D 45cm

LA BIBLIOTHÈQUE FIL PIERRE PAULIN

Originally designed for his own personal use in 1972, Pierre Paulin's ultramiminal bookshelf illustrates his lifelong fascination with architecture and the organization of space. A straightforward yet elegant combination of a lacquered-steel wire frame and 5 plywood shelves. Single [1 Module] or triple [3 Module] units are offered; in the case of the latter each shelf runs the length of the unit. The wire frame and shelves will match – white frame/white shelves or black frame/black shelves.



LA BIBLIOTHÈQUE FIL
PIERRE PAULIN



1 Module Bookcase
H 67" W 27½" D 13"
H 170cm W 70cm D 33cm



3 Module Bookcase
H 67" W 82¾" D 13"
H 170cm W 210cm D 33cm

HYANNIS PORT ERIC JOURDAN

Hyannis Port is a shapely collection featuring rounded back corners and a brilliant chrome base. All elements are offered in gloss white lacquer or pearl grey lacquer. The secretary is available as a bar with a drop door that opens to reveal a mirrored back panel and four racks for storage of wine glasses. The display cabinet has two clear glass hinged doors with a polished aluminum frame and crosspieces. The sideboard is available with two doors and three drawers. All drawers are equipped with a slow close mechanism. A desk and filing cabinet complete this furniture collection.



HYANNIS PORT ERIC JOURDAN



Display Case
H 59¼" W 31½" D 19¾"
H 150cm W 80cm D 50cm



Secretary or Bar
H 59¼" W 31½" D 19¾"
H 150cm W 80cm D 50cm



6-Drawer Chest
H 56½" W 19¾" D 20½"
H 144cm W 50cm D 52cm



2-Door & 3-Drawer Sideboard
H 31½" W 63" D 20½"
H 80cm W 160cm D 52cm



3-Drawer Chest
H 31½" W 39¼" D 20½"
H 80cm W 100cm D 52cm



Night Chest
H 18" W 19¾" D 16½"
H 46cm W 50cm D 42cm



Desk
H 29¼" W 63"
D 28¼"; H 75cm
W 160cm D 72cm



ALLITÉRATION
MARIE CHRISTINE DORNER



ALLITERATION MARIE CHRISTINE DORNER

Allitération is a playful bookcase which features an attention-grabbing design consisting of repetitive posts and shelves. Posts decrease in depth from left to right, or vice versa. The shelves recede as if disappearing towards the ceiling. Multiple units can be combined creating an everlasting wave pattern. Optional back panels can punctuate this effect. A double-sided version of the piece is free-standing giving the illusion of two single bookcases juxtaposed back to back. Finishes include 16 satin lacquers, gloss white lacquer, walnut veneer and smoked-oak effect veneer.



Bookcase
H 85" D 14½" T 0¾"
H 216 cm D 37 cm T 2 cm



Double-sided Bookcase
H 85" D 29" T 0¾"
H 216 cm D 74 cm T 2 cm

LAPA FRANÇOIS BAUCHET

Lapa's central separation panels draw the attention of the user featuring a broken line style design. The sculptural, monolithic appearance of the piece is emphasized by the satin-finish of the structure in black-stained oak veneer with the elephant-lacquered back panel or the natural oak finish with the mastic lacquered back panel. Available with either 4 or 6 shelves, offering a total of 10 or 14 storage spaces.



LAPA
FRANÇOIS BAUCHET




Bookcase
D 17" H 32" W 45";
D 45cm H 82cm W 116cm



2-Door Chest
D 17" H 32" W 31";
D 45cm H 82cm W 80cm



4-Door Chest
D 17" H 32" W 62";
D 45cm H 82cm W 159cm



**Double bookshelf +
2 door chest**
D 17" H 32" W 122";
D 45cm H 82cm W 311cm



6-Door Chest
 D 17" H 32" W 93";
 D 45cm H 82cm W 238cm



4-Door Chest + Bookcase
 D 17" H 32" W 107";
 D 45cm H 82cm W 272cm



Double Bookshelf
 D 17" H 32" W 91";
 D 45cm H 82cm W 231cm



Bookcase + 2 Door Chest
 D 17" H 32" W 76";
 D 45cm H 82cm W 195cm



Shelving Unit with 6 shelves
 D 13" H 77" W 45";
 D 35cm H 197cm W 116cm



Shelving Unit with 4 shelves
 D 13" H 77" W 45";
 D 35cm H 197cm W 116cm



BOOK&LOOK
PAGNON & PELHAÏTRE



Small Podium
H 13" W 55" D 21"
H 35cm W 141cm D 55cm

Large Podium
H 13" W 82" D 21"
H 35cm W 210cm D 55cm



BOOK&LOOK
PAGNON & PELHAÏTRE

Wall-Mounted Bookcase
H 13¾"/41¼" W 27¾"/41¼" D 11"
H 35/105cm W 70/105cm D 28cm


Wall-Mounted Chest
H 41¼" W 41¼" D 15"
H 105cm W 105cm D 38cm

Low Bookcase
H 27½"/41¼" W 14"/20¾"/27¾"/41¼" D 11"
H 70/105cm W 36/53/70/105cm D 28cm

High Bookcase
H 55"/69" W 14"/27¾" D 11"
H 140/175cm W 36/70cm D 28cm

BOOK&LOOK PAGNON & PELHÂTRE

Book&Look is a versatile cabinetry system based on two principles: simplicity and elegance. It offers infinite possibilities. Wall-mounted and standalone bookcases, chests with two or three doors, wall shelves and podiums can be used to create a one-of-a-kind system. Individually ordered doors for chests, are offered in seventeen lacquers, concrete, bronze-effect aluminum and a diamond shaped walnut veneer.



Chest with Doors
H 41¼" / 62" W 20¾" / 41¼" D 17¾"
H 105/158cm W 53/105cm D 45cm

6- or 8-Door Sideboard
H 41" W 62" / 82" D 17"
H 105cm W 158/210cm D 45cm



DEDICATO
DIDIER GOMEZ



Wide 4- or 5-Shelf Bookcase
H 74¾" W 47¼" D 17¾"
H 190cm W 120cm D 37cm



Occasional Unit
H 74¾" W 47¼" D 17¾"
H 190cm W 120cm D 45cm



Secretary or Bar
H 74½" W 35½" D 17¾"
H 189cm W 90cm D 45cm



7-Drawer Chest
H 64¼" W 21¾" D 17¾"
H 163cm W 55cm D 45cm

DEDICATO DIDIER GOMEZ

Dedicato is an elegant collection of storage elements with clean lines. The open niche above the units provides a place to beautifully display accessories. Available in gloss white lacquer surrounded by an aluminum frame with a brilliant steel finish. The secretary with a drop desk is also offered as a bar with the central drop door opening to reveal a mirrored glass panel and four racks for wine glass storage. A matching glass lacquered top completes the TV chests, 2-,3- 4-Door sideboards and console tables.



4-Door Sideboard
H 29½" W 98½" D 17¾"
H 75cm W 250cm D 45cm



3-Door Sideboard
H 29½" W 74½" D 17¾"
H 75cm W 189cm D 45cm



Console Table
H 33½" W 43¼"/59" D 13¾"
H 85cm W 110/150cm D 35cm



2-Door Sideboard
H 29½" W 50½" D 17¾"
H 75cm W 128cm D 45cm



2-Door & 1-Drawer TV Unit
H 16¼" W 74¼" D 17¾"
H 41cm W 189cm D 45cm



2-Door TV Unit
H 16¼" W 50¼" D 17¾"
H 41cm W 128cm D 45cm



ESTAMPE

NOÉ DUCHAUFOUR-LAWRANCE



Chest of Drawers
H 49¾" W 17¾" D 18½"
H 126cm W 45cm D 47cm



**3-Drawer & 2 Shelves
Sideboard**
H 29½" W 80¼" D 18½"
H 75cm W 204cm D 47cm

ESTAMPE NOÉ DUCHAUFOUR LAWRANCE

An extensive cabinetry collection designed by Noé Duchaufour-Lawrance that includes sideboards, chests of drawers, coffee tables, a bedside table, and side tables. Estampe is subtle, yet impactful. Thoughtfully crafted proportions and an understated juxtaposition of curved and straight lines are signatures of the Estampe collection. Taking its name from artistic prints — and specifically inspired by those of Hokusai and Hiroshige. Pieces feature front and side panels in either natural, argile-stained, or anthracite-stained sawn oak veneer; thinned and rounded angled drawers, and fixed linoleum tops. The front panels have solid-oak edging that is cut at a 45-degree angle and have very thin lateral volumes. The corners are rounded at the tops only, to evoke the corners of the table top and create an elegant detail. The pressed linoleum top is slightly raised and appears to float in its oak frame. Finely crafted details bring this collection to life.



4-Door & 3-Drawer Sideboard
H 31" W 89¼" D 18½"
H 79cm W 227cm D 47cm



3-Door & 3-Drawer Sideboard
H 31" W 71¼" D 18½"
H 79cm W 181cm D 47cm



3-Door Sideboard
H 31" W 53½" D 18½"
H 79cm W 136cm D 47cm



Wide 3-Drawer Chest
H 31" W 38¼" D 18½"
H 79cm W 97cm D 47cm



2-Door & 2-Drawer TV Cabinet
H 19¼" W 80¼" D 18½"
H 49cm W 204cm D 47cm



2-Door TV Cabinet
H 19¼" W 53½" D 18½"
H 49cm W 136cm D 47cm

CUTS PHILIPPE NIGRO

Philippe Nigro continues his love for repetition and variation on a basic shape with the creation of Cuts, a stackable system that plays with concepts of straight lines and angles. The double-sided piece has an irregularly cut shape, but its depth remains consistent throughout, enabling multiple modules to be placed side by side. Reverse or flip them to create different shapes and a variety of structures. Stack or place end to end to create bookcases that fit your custom dimensions. Modules are available in solid American walnut or white, argile, moutarde, or elephant lacquered MDF, are held in place by their own weight, and secured using small, non-slip rubber pads, which should be placed between modules.



CUTS
PHILIPPE NIGRO


Dimensions
H 14 1/4" W 41" D 15 3/4"
H 36cm W 104cm D 40cm


Shelf module
View from the top

PERSIENNE ARNAUD LAPIERRE

Designed by Arnaud Lapierre, these modular storage cubicles are made of matte white lacquered MDF, backed by a laser cut metal grill that imparts a subtle visual flair to the minimalist form. The striped drawn by the grid can either be horizontal, vertical, or diagonal. Offered in two sizes; large option only available with vertical stripes.



PERSIENNE
ARNAUD LAPIERRE



**Vertical/Horizontal
Storage Module**
H 17¾" W 17¾" D 11¾"
H 45cm W 45cm D 30cm



**Diagonal Storage
Module**
H 17¾" W 17¾" D 11¾"
H 45cm W 45cm D 30cm



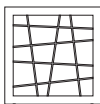
Vertical Module
H 17¾" W 35½" D 11¾"
H 45cm W 90cm D 30cm

LINES PETER MALY

The Lines collection is the embodiment of modern and minimalist design. It is comprised of a bookcase and sideboards with brilliant chromed steel feet or a plinth base. The elements feature a uniquely patterned interlocking grid of broken lines taking inspiration from fractal design. Their design incorporates an unusual use of forms and figures. The bookcase in white or argile lacquer is available with optional LED backlighting and a matching or contrast back panel selected from sixteen lacquer colors. The sideboards are available in gloss white lacquer and feature 2-Drawers, 1-Drawer + 1-Flap Door or 2-Drawers + 1 Flap Door. The drawers and drop flaps are all equipped with a push-catch mechanism.




LINES
PETER MALY



Bookcase
H 86" W 83¾" D 13½"
H 218cm W 213cm D 34cm



2-Drawer & 1-Door Sideboard with Feet
H 23½" W 86¾" D 22"
H 60cm W 220cm D 56cm



2-Drawer & 1-Door Sideboard
H 16½" W 86¾" D 22"
H 42cm W 220cm D 56cm



2-Drawer or 1-Drawer & 1-Door Sideboard with Feet
H 23½" W 59" D 22"
H 60cm W 150cm D 56cm



2-Drawer or 1-Drawer & 1-Door Sideboard
H 16½" W 59" D 22"
H 42cm W 150cm D 56cm



OKA KASUKO OKAMOTO
 Oka is a modular, highly-structured bookcase that defies convention with its overhanging shelves. Available in a single or double width; each element can stand alone, or be linked together seamlessly creating an endless bookcase. Available in sixteen lacquers and a walnut veneer. Oka must be fixed to a wall.

OKA
 KAZUKO OKAMOTO



Double Bookcase
 H 84¾" W 28¼" D 12½"
 H 215cm W 72cm D 32cm



Single Bookcase
 H 84¾" W 14¼" D 12½"
 H 215cm W 36cm D 32cm




EVERYWHERE
CHRISTIAN WERNER





EVERYWHERE
CHRISTIAN WERNER



Cupboard with doors
 H 49/60" W 35" D 17";
 H 124/153cm W 90cm
 D 44cm



3-Drawer Chest
 H 32" W 47" D 17";
 H 83cm W 120cm
 D 44cm



3-Drawer Chest with compartments
 H 36" W 47" D 17";
 H 92cm W 120cm D 44cm



6-Drawer Chest
 H 32" W 70" D 17";
 H 83cm W 180cm
 D 44cm



EVERYWHERE
CHRISTIAN WERNER



High Chest with Side Niche
H 78¾" W 23½" D 15"
H 200cm W 60cm D 38cm



1-Door Cabinet
H 74½" W 19¾" D 17¼"
H 189cm W 50cm D 44cm



4-Door Chest
H 50½" W 47¼" D 14½"
H 128cm W 120cm D 37cm



2-Door Cabinet
H 48¼" W 35½" D 17¼"
H 123cm W 90cm D 44cm



2-Door Wardrobe
H 74¾" W 47¼" D 24½"
H 190cm W 120cm D 62cm



4-Drawer Chest
 H 48¼" W 19¾/35½" D 17¼"
 H 123cm W 50/90cm D 44cm



6-Drawer Sideboard
 H 37" W 54½" D 17¼"
 H 94cm W 138cm D 44cm



3-Drawer Chest
 H 37" W 35½" D 17¼"
 H 94cm W 90cm D 44cm



2-Door & 3-Drawer Sideboard
 H 37" W 81½" D 17¼"
 H 94cm W 207cm D 44cm



6-Drawer Sideboard with Niche
 H 37" W 77¼" D 17¼"
 H 94cm W 196cm D 44cm



1-Door & 3-Drawer Sideboard
 H 37" W 77¼" D 17¼"
 H 94cm W 196cm D 44cm



2-Door Sideboard with Niche
 H 37" W 77¼" D 17¼"
 H 94cm W 196cm D 44cm



EVERYWHERE
CHRISTIAN WERNER



Sideboard with Sliding Doors
H 33½" W 77¼" D 17¼"
H 85cm W 196cm D 44cm



Small Chest with Niche
H 37" W 41¾" D 14½"
H 94cm W 106cm D 37cm



2-Door Cupboard
H 37" W 35½" D 17¼"
H 94cm W 90cm D 44cm



1-Door Cupboard
H 37" W 17¾" D 17¼"
H 94cm W 45cm D 40cm



Low Open Storage Unit
H 25½" W 43¼" D 17¼"
H 65cm W 110cm D 44cm



Open Storage Unit
H 37" W 17¾" D 17¼"
H 94cm W 45cm D 44cm

EVERYWHERE CHRISTIAN WERNER

Everywhere is a functional and contemporary cabinetry system, designed to complement any room. The core of the collection are storage chests that range from 1 drawer (or 1 drop flap) to dressers to TV podiums and to sideboards. TV podiums include sound bar integration and the option of a wireless induction charger or HUB of 1 outlet and 2 USB ports. New in 2017 are chests and dressers on an elegant, high narrow foot. The collection is available in white, argile, pearl grey, plomb lacquer or gloss white lacquer. Select elements are offered in bleu nuit (midnight) lacquer. Tops, handles and rectangular feet are all offered to match the lacquer. Additional options include handles and/or rectangular feet in brilliant chrome or aluminum finishes and tops in full body stoneware.



2-Door Sideboard
H 37" W 54 1/2" D 17 1/4"
H 94cm W 138cm D 44cm



3-Drawer Low Chest
H 25 1/2" W 35 1/2" D 17 1/4"
H 65cm W 90cm D 44cm



TV Unit
H 19 1/2" W 35 1/2"/47 1/4"
D 17 1/4"/21 1/4"; H 50cm
W 90/120cm D 44/54cm



Low Chest
H 14 1/4" W 47 1/4" D 17 1/4"
H 36cm W 120cm D 44cm



Night Chest
H 19 1/2" W 27 1/2" D 17 1/4"
H 50cm W 70cm D 44cm



MIXTE
MAURO LIPPARINI



4-door sideboard
H 28" W 71" D 18"
H 71cm W 182cm
D 47cm



**Sideboard with
3 doors & 2 drawers**
H 28" W 71" D 18"
H 71cm W 182cm D 47cm



3-Door & 2-Drawer Sideboard
H 28" W 71¼" D 18½"
H 71cm W 182cm D 47cm



**Sideboard with
Sliding Doors**
H 28" W 71¼" D 18½"
H 71cm W 182cm D 47cm

MIXTE MAURO LIPPARINI

Make Mixte the focal point of your living space. Mauro Lipparini created this versatile cabinetry system in response to people's constantly changing lifestyles. Based on clean and powerful lines that inspire a sense of pleasure and freedom, Mixte appeals to all sensibilities. This beautifully customizable collection enables you to explore infinite possibilities using colors and shapes. Combine sideboards, cabinets, and TV units to create the ideal system for your storage needs. Mixing the lacquer and wood veneer finishes provide added warmth and dimension to your space. Finishes include 16 lacquers, 3 sawn oak veneers and the option of a plinth base or feet.



TV Unit
H 46¼" W 59¾" D 17"
H 117cm W 152cm D 43cm



Bookcase
H 46¼" W 59" D 15½"
H 117cm W 150cm D 39cm



Occasional Unit with Niches
H 57½" W 47¾" D 18½"
H 146cm W 121cm D 47cm



Wide 3-Drawer Chest
H 34" W 40¼" D 18½"
H 86cm W 102cm D 47cm

TV- UN- ITS

DITA
PAGNON & PELHÂTRE





DEDICATO DIDIER GOMEZ

TV unit surrounded by an aluminum frame with a brilliant finish, or satin mocha lacquered. Available with two flap doors or two flap doors and a drawer. Offered in white or smoked-effect oak with a lacquered glass top. The niche above the unit provides a great place for audiovisual elements.

Dimensions

H 16¼" W 50¼" / 74¼" D 17¾"; H 41cm W 128/189cm D 45cm



MIXTE MAURO LIPPARINI

This customizable TV unit was designed to support and complement a flat-screen television and entertainment system. This unit allows a combination of doors, drawers, and storage compartments. Mixing the lacquer and wood veneer finishes provide added warmth and dimension to your space. Finishes include fourteen lacquers, three sawn oak veneers and the option of a plinth or feet.

TV Unit

H 17" W 59¾" D 17"; H 43cm W 152cm D 43cm

Back Panel

H 46¼" W 59¾" T 2¼"; H 117cm W 152cm T 6cm



MIXTE MAURO LIPPARINI

This customizable TV unit was designed to support and complement a flat-screen television and entertainment system. This unit allows a combination of doors, drawers, and storage compartments. Mixing the lacquer and wood veneer finishes provide added warmth and dimension to your space. Finishes include fourteen lacquers, three sawn oak veneers and the option of a plinth or feet.

Dimensions

W 47" : W 121cm Other dimensions available



DITA PAGNON & PELHÂTRE

TV unit with two folding doors matching the unit. Various finishes available. Cable passage and ventilation grilles in the rear wall behind each folding door. Metal profiles (15 x 15 mm) in a bronze anodised version. Back wall on the entire surface in the same lacquer finish of the unit.

Dimensions

H 16¼" W 67" D 17¾"; H 41cm W 170cm D 45cm



MIXTE
MAURO LIPPARINI



POSTMODERNE ERIC JOURDAN

This new family of Eric Jourdan furniture consists of a TV unit and a bedside table, with a light asymmetrical and hollowed-out appearance. The pieces include an 8mm plywood band finished in natural or black stained oak veneer, lacquered shelves and tops in gloss black marble-effect ceramic stoneware, plomb or pearl lacquer.

Dimensions

H 16" W 67" D 15"; H 41cm W 170cm D 40cm



EVERYWHERE CHRISTIAN WERNER

The Everywhere collection by renowned German designer Christian Werner continues to build on its success based on a precise and timeless design as well as a wide range of combinations and finishes. The collection now includes two tv podiums: one with a drop-flap and the other with 2-drawers and 1-drop flap, and both can accommodate a sound bar. Available in a white, argile, plomb, or gloss white lacquer finish.

TV Unit with Sound bar & 1-Drop Flap

H 19½" W 59" D 17¼"; H 50cm W 150cm D 44cm

TV Unit with Sound bar, 1-Drop Flap & 2-Drawers

H 19½" W 77¼" D 17¼"; H 50cm W 196cm D 44cm



BOOK&LOOK PAGNON & PELHÂTRE

In 2016, the Book&Look collection grows with the introduction of a small and large TV unit with sound bar integration. Available in argile, elephant, white or gloss white lacquer, with a sound bar niche cover made of Batyline, a technical fabric which offers ventilation and enables remote operation. The sound bar is located above a flap door and in the large size is flanked by two drawers. Optional induction charger and HUB are available for both podiums.

Dimensions

H 13¾" W 55½" / 82¾" D 21¾"; H 35cm W 140/210cm D 55cm



ESTAMPE NOÉ DUCHAUFOR-LAWRANCE

Available as a unit with two flap doors or a unit with two flap doors and two drawers. The fronts and drawers are fitted with a 'push-to-open' mechanism. The hinges and struts of the flap doors are nickel-plated. Interior panels are argile lacquered. The structure is available in a natural, argile-stained, or anthracite-stained finished sawn oak.

2-Door TV Cabinet

H 19¼" W 53½" D 18½"; H 49cm W 136cm D 47cm

2-Door & 2-Drawer TV Cabinet

H 19¼" W 80¼" D 18½"; H 49cm W 204cm D 47cm

EN- TRY

CLARA
EVANGELOS VASILEIOU





TROMPE L'OEIL BERNARD MOÏSE

Tall wall-mounted mirror with satin black-lacquered MDF frame.

Dimensions
H 82¾" W 27½" T 2¾"; H 210cm W 70cm T 7cm



FRAMES MARINA BAUTIER

Designed by Marina Bautier, this wall mirror is neatly framed in a cherry-veneer frame, with a rectangular built-in shelf in solid cherry wood, which "frames" an eye-level section of the reflective surface. The overall dimensions below include the size of the mirror plus the shelf.

Dimensions
H 64¼" W 16¾" D 4¾"; H 163cm W 43cm D 12cm



BELIZE KENSAKU OSHIRO

Mirror with frame in solid natural walnut or black-stained solid ash. The mirror glass is fixed to a support with two struts which enable the mirror to be fixed to the wall either horizontally or vertically. Available in small or large.

Small Mirror
H 27½" W 23½" T 2¼"; H 70cm W 60cm T 6cm
Large Mirror
H 70¾" W 35½" T 2¼"; H 180cm W 90cm T 6cm



OMBRÉ Busetti Garuti Redaelli

Mirror composed of pieces of triangular and trapezoidal pieces of clear, bronze-colored and smoked glass glued onto an MDF back. This mirror can be fixed to the wall horizontally or vertically. The dimensions below correspond to the vertical position.

Dimensions
H 70¾" W 23¾" T 1"; H 180cm W 60cm T 2cm



SPERL LEE WEST

The large Sperl mirror is delicately hemmed in brass-plated steel, a nostalgic touch that softens the brilliance of the Sperl circular mirror surface. It can be suspended by the natural leather strap for a precious and handcrafted touch.

Dimensions
H 23½" W 19¾" T 1¼"; H 60cm W 50cm T 3cm



DEMI-TEINTES MARIE CHRISTINE DORNER

The Demi-Teintes mirrors provide a unique double-reflection. The small mirror in bronze mirrored glass and superimposed round mirror, both with solid American walnut edging. The large mirror in with smoked mirrored glass and superimposed rectangular mirror, both with walnut edging.

Small Mirror
H 43¼" W 31½" D 1½"; H 110cm W 80cm D 4cm
Large Mirror
H 70¾" W 27¾" D 1½"; H 180cm W 70cm D 4cm



EVAN EVANGELOS VASILEIOU

Designed by Evangelos Vasileiou, the Evan mirror was created in the spirit of the classic large standing "Psyche" mirrors named after the Greek mythological princess. Its mirror set in a natural varnished American walnut frame with a pivoting black lacquered steel support.

Dimensions
H 68¾" W 20½" D 21½"; H 174cm W 52cm D 55cm



MON BEAU MIROIR MICHAEL KOENIG

Elegant jewel shaped mirror in brilliant-chromed steel. It is affixed to the wall by a hook. Available in a small or large size.

Small Mirror
H 33½" W 16¼" T 1¼"; H 85cm W 41cm T 3cm
Large Mirror
H 46¾" W 21¾" D 1½"; H 119cm W 56cm T 4cm



ESTENDA BUSETTI GARUTI REDAELLI

A very innovative approach to the traditional coat rack, the Estenda coat rack is composed of 4-stems and a small tray in walnut with connecting pieces in brass or nickel finished steel. Adjustable stems equipped with pads/skids to ensure stability.

Dimensions
H 67" W 13"/41" D 8 3/4"/13 3/4"
H 170cm W 33/104cm D 22/35cm



PASSE-PASSE PHILIPPE NIGRO

Clever coat rack available in satin-finished anthracite-stained, black-stained, or natural solid beech. Its feet are equipped with light grey felt pads for easy movement.

Dimensions
H 68" W 18" D 16"
H 173cm W 46cm D 41cm



CLARA EVANGELOS VASILEIOU

Practical coat rack in the shape of a tree. Offered in brilliant chrome, white, copper, or black lacquered steel finishes.

Dimensions
H 70" Ø 15 3/4"; H 178cm Ø 40cm



BALANÇOIRE ALICE ROSIGNOLI

Unique shelf in black-stained solid ash wood, the black lacquered steel peg and black cord allow for the unit to be easily affixed to the wall.

Dimensions
H 31 1/2" W 4 3/4" D 7 3/4"; H 80cm W 110cm D 20cm



20 HANGERS ALICE ROSIGNOLI

Unique coat rack designed to be suspended from a wall or ceiling, comprised of 20 natural beech hangers and black textile cord.

Dimensions
H 51 1/4" W 17" D 7 3/4"; H 130cm W 43cm D 20cm



TOLBIAC GREGOIRE DE LAFFOREST

The Tolbiac wall shelves mimic the asymmetrical shape of the bookcase. The shelves are offered in two versions, one left-sided and smaller and the other right-sided and larger in scale. Available in natural or black-stained oak veneer. Optional argile-lacquered wire cage available for the large shelf.

Large Shelf
H 78 3/4" D 8 1/4"/13 3/4" T 2"; H 200cm D 21/35cm T 5cm
Small Shelf
H 47 1/4" D 7"/12 1/4" T 2"; H 120cm D 18/31cm T 5cm
Wire Cage
H 7 3/4" W 21" D 13 1/2"; H 20cm W 54cm D 34cm



RITE F. DACH & D. ZEPHIR

Intended to mark the entrance of a home, this linear wall-mounted rack features hooks and pegs of various sizes alongside a small mirror, all of which can be arranged to meet the needs of the user. Bracket made from solid American walnut on which 3 pegs slide, 1 mirror and 1 matte black lacquered blackboard with a hook to hang a garment on.

Dimensions
H 10 1/4" W 4 3/4" D 1 1/2"; H 26cm W 110cm D 4cm



WALLHOUSE ROBERTO PAOLI

Wall shelf with a geometric and eye-catching structure made of satin argile lacquered steel.

Dimensions
H 7 3/4" W 15 3/4" D 6 3/4"; H 20cm W 50cm D 17cm



ENVOLEE STUDIO FLUYE.

Envolée is a figurative metal coat hook which evokes a bird in flight. The positions of the wings – lifted upwards or lowered downwards – define two different hook types, making it flexible enough to support two light garments or a heavier piece. Each is available in satin black lacquer steel or glossy brass.

Dimensions
H 2¾" W 6" D 3¼"
H 7cm W 15cm D 9cm



HELLOBYE MARION STEINMETZ

A dressing table with several uses, Hellobye transforms from an elegant console when closed to a contemporary dressing table when opened revealing a mirror on the underside of its top. Black stained ash veneer and black lacquered legs add to the understated elegance of this beauty.

Dimensions
H 46½" W 39¼" D 17¼"
H 118cm W 100cm D 44cm



KERMES EVANGELOS VASILEIOU

Kermès is an elegant open buffet with a style suggestive of contemporary fifties and seventies design. It has a black stained MDF exterior with a red or lavender blue-lacquered interior with fixed internal shelves. The feet are in solid black-stained ash, screwed into a metal plate.


Dimensions
H 49¼" W 47¼" D 15¾"; H 125cm W 120cm D 40cm



LASSO PHILIPPE NIGRO

Graphic and discreet, the Lasso coat hanger is "like a sketch or drawing" made with a continuous line. Available in black or gray soie lacquered steel.

Dimensions
H 69" Ø 15"; H 175cm Ø 38cm



BIPLAN ATELIER BL 119

Repeated triangular lines created by posts, as well as a sense of overall lightness, characterize this small, wooden wall-mounted shelving unit by Atelier BL119. Its shallow depth allows it to accommodate books and a collection of objects. Frame made of solid American walnut with natural varnish. The shelves are MDF matte gray lacquered.


Dimensions
H 29¼" W 45¾" D 7½"; H 74cm W 115cm D 19cm



VANITY SHELF OUTFOSTOCK

This mirror/storage shelf is held by a leather strap. This is the perfect balance between two shapes: round and rectangular. And two functionalities: mirror and storage. Available with black lacquered aluminum frame and hook natural leather strap.

Dimensions
H 36½" W 21¾" D 3¼"; H 93cm W 55cm D 8cm



GABBIA EVANGELOS VASILEIOU

Designed like a sculpture, with a shape that gives it a presence in space, Gabbia functions much more like a container than a rack. The caged structure of the coat rack is not concealed by the clothing, which is hung inside the black lacquered steel frame.

Dimensions
H 69" Ø 18¾"; H 175cm Ø 48cm



ENDLESS DELO LINDO

Screen made of five or more panels covered in Divina wool. Available in a monochromatic version or in three preset multicolor combinations of grey, green, and amethyst tones.

Dimensions
H 63½" W 51¼" T 0½"; H 161cm W 130cm T 1cm



NARCISO ALICE ROSIGNOLI

Functional mirror with a storage space in the frame, which is made from natural varnished cherry plywood.



Dimensions
Ø 29¼" D 9"; Ø 74cm D 23cm

BADÙ ROBERTO PAOLI

The Badù wall-mounted mirror combines both modern and traditional elements, with an oval frame in natural ash wood and beveled edge mirror with etching in greenish-gray lacquer. It can be fixed either horizontally or vertically onto the wall.



Dimensions
H 24½" W 46¾" D 1¼"; H 62cm W 119cm D 3cm

BALANCIN FRANÇOIS AZAMBOURG

The Balancin mirror with rocker is a folded sheet of brilliant-polished stainless steel that is reminiscent of swings and children games. As a departure from traditional standing mirrors, Balancin is not just a decorative object of representation, but rather an amusing object with strong character.



Dimensions
H 19¾" W 19" D 9"; H 50cm W 48cm D 23cm

YUBU ROBERTO PAOLI

A large round wall mirror with five storage cubes in graduated lacquered tones, Yubu is unexpectedly delightful as both a mirror and storage solution.



Dimensions
H 45" W 43¾" D 6¾"; H 114cm W 111cm D 17cm

BISCUIT MICHAEL KOENIG

This original mirror is composed of superimposed mirrors of varying dimensions, glued to a black-lacquered panel. It may be hung vertically or horizontally. The dimensions below correspond to the horizontal position.



Dimensions
H 42¼" W 59"; H 107cm W 150cm

ALTUM +ARTEFACT

Wall mirror with steel frame finished in rouge-beige lacquer, mirrored glass and brun-rouge lacquered wooden peg. The peg enables one to hang scarves, shawls, etc.



Dimensions
Ø 23½" T 2"; Ø 60cm T 5cm

URA PIERRE CHARPIN

Designed by Pierre Charpin, Ura is an elegant and original mirror available in a 21¼" (55cm) diameter small model or 29½" (75cm) large model. Both in mirrored glass with a brushed stainless steel hook in the center. The small model is finished with red-black lacquer, while the larger has a brass lacquer.



Dimensions
Ø 21¾/29½" T 2"; Ø 55/75cm T 5cm

OPONCE STUDIO C&P ET JC AMEY

Oponce's form is inspired by the plant of the same name with racket-shaped, flat leaves that sometimes produce Barbary figs. Individually, the shape of the mirrors is reminiscent of a car rear-view mirror and the resulting design is both organic and nostalgic. Available in tan or pale blue leather.



Dimensions
H 17" W 14" D 6½"; H 43cm W 36cm D 16cm



OCCA- SIO- NAL TABLES

OXYDATION
KATERYNA SOKOLOVA





ALBURNI
LUCIDIPEVERE

NOLLY EVANGELOS VASILEIOU



This occasional table has solid black-stained ash legs, with a lower top in black-stained ash panels, and upper top in a beautifully contrasting argile or lavender-blue satin lacquer. The upper top rotates over the fixed lower top using a double disc and ball bearing.

Dimensions
H 13¾" Ø 25½"/35"; H 35cm Ø 65/89cm

TEATIME THOMAS MÜLLER & JÖRG WULFF



Inspired by the modernist design of the 1950's, Teatime is a surprising table with a sawn oak top and a light pink or graphite lacquered interior. The top can be flipped over and becomes a tray.

Dimensions
H 13¾" W 22¾" D 25¼"; H 35cm W 58cm D 64cm

CUTS PHILIPPE NIGRO



The irregular architecture of this coffee table contrasts with the finesse of the material and its immaculate whiteness for a very attractive result. Differences in dimensions and levels of the tops are practical and grooves can be used as a magazine racks. Each of its four sides offers a different profile but is always remarkable for its lightness, like a cut paper plane. Available in a satin white lacquer.

Dimensions
H 12½" W 39¼" D 39¼"; H 32cm W 100cm D 100cm

MON REPOS PETER MALY



Crafted from solid American walnut or black stained ash wood like the other pieces in the collection, this round coffee table was designed to complement the armchair of the same name.

Dimensions
H 11¾" Ø 28¼"; H 30cm Ø 72cm

POPPY PATTERSON NUMÉRO 111



The Poppy Patterson coffee table is a monolith shaped by the conjunction of raw wood and lacquered wood. The materials blend and give birth to a sculpted fragment with broken lines. Available in sawn oak veneer with silk grey lacquer top.

Dimensions
H 9¾" W 35½" D 37½"; H 25cm W 90cm D 95cm



ISO MARIE CHRISTINE DORNER

Having lived for extended periods in Tokyo and London, French designer Marie Christine Dorner is deeply concerned with the pure expression of form and materials. Case in point, the Iso collection's elegant lines depict volumes in solid ash wood, topped with full-body stoneware. Base is available in natural or black stained ash.

Rectangular Table
H 15¾" W 27½" D 27½"; H 40cm W 70cm D 70cm
Sofa End Table
H 19" W 14¼" D 14¼"; H 48cm W 36cm D 36cm

TEATIME THOMAS MÜLLER & JÖRG WULFF



Inspired by the modernist design of the 1950's, Teatime is a surprising table with a sawn oak top and a light pink or graphite lacquered interior. The top can be flipped over and becomes a tray.

Dimensions
H 13¾" W 22¾" D 25¼"; H 35cm W 58cm D 64cm

CM 191 PIERRE PAULIN



A cult classic of sorts, this occasional table was designed by Pierre Paulin in 1959 and is newly reissued by Ligne Roset. There is a radical simplicity to the black lacquered steel-wire base, which is topped with a rectangle of either natural-varnished cherry wood, American walnut, European walnut or natural oak.

Dimensions
H 14½" W 55" D 18½"; H 37cm W 140cm D 47cm

MALANG HELMUT JOUSTEN



Side table with a square base made of matte black lacquered steel and wooden top composed of solid carved, stained, varnished rosewood.

Square Table
H 15¾" W 15¾" D 15¾"; H 40cm W 40cm D 40cm

ASHERA NOÉMIE ROGNON



Low table with a simple transparent top in extra clear glass and a base in solid wood. The assembly of solid wood pieces of different thicknesses bring to mind the image of branches of a tree. Available in American walnut, European walnut, cherry, and natural oak.

Square Table
H 10½" W 39¼" D 39¼"
H 27cm W 100cm D 100cm
Rectangular Table
H 10½" W 31½" D 51¼"; H 27cm W 80cm D 130cm

CLYDE NUMÉRO111



The Clyde double-topped low table harmoniously brings together 3 materials in an entirely contemporary fashion: the structure is in brass-plated steel, the matte varnished finish of which contrasts with the glossy finish of the two tops. The upper top in smoked glass allows the opaque lower top in white marble-effect or gloss black marble-effect ceramic stoneware to be seen beneath it.

Dimensions
H 13¾" W 40½" D 40½"
H 35cm W 102cm D 40cm

PONTON OSKO + DEICHMANN



This low double-surfaced table has a slatted top made of solid walnut and a clear glass bottom that both rest on the brilliant chrome base. A vase can be positioned on the lower surface to allow plants or reeds to pass through table, creating a river scene.

Square Table
H 11¾" W 35¾" / 47¼" D 35¾" / 47¼"
H 30cm W 91/120cm D 91/120cm
Rectangular Table
H 11¾" W 47¼" D 27½"; H 30cm W 120cm D 70cm

CAFFÈ LATTE BENJAMIN VOISIN



Low table comprising a satin black lacquered solid beech base and a top in brilliant-polished grège-colored marble with anti-stain treatment and rounded edges. The diameter indicated below corresponds to the overall dimensions of the table.

Dimensions
H 17¾" Ø 35½"
H 45cm Ø 90cm

BRUNCH



Occasional table that can be adjusted to a wide range of heights for convenience. The satin white-lacquered top opens, enabling it to function as a dining table that accommodates up to 6 people.

Dimensions
H 10¼" / 32" W 27½" / 43¼" D 43¼" / 55"
H 26/81cm W 70/110cm D 110/140cm

O.BA PAGNON & PELHAÏTRE



Height-adjustable table that easily becomes a dining table by pivoting the top at 90° and unfolding it, doubling the surface area. Choose from either graphite-lacquered feet with a black-stained ash top or white-lacquered feet with a matching top.

Dimensions
H 15" / 29¼" W 43½" D 27½" / 55"
H 38/74cm W 110cm D 70/140cm

STRATES PAGNON & PELHAÏTRE



Strates has three superimposed leaves, the top two of which pivot. It is available in a monochromatic version or in a two-tone option. The monochromatic versions come in white, walnut, argile, black oak. The two tone options are available in walnut veneer or eggplant lacquer. Choice of two to three colors for the middle leaf, depending on the finish. Anthracite epoxy lacquered steel base.

Dimensions
H 13¾" W 31½" / 48" D 31½" / 48"
H 35cm W 80/122cm D 80/122cm

ANTIGONE PIERRE PAULIN



This low table is inclusive of an arch and a lower surface. The arch, composed of toughened glass, comes in red glass with the lower surface in lati cendre veneer. The acid frosted surface treatment provides very good resistance to wear and is pleasing to the touch.

Dimensions
H 10½" W 31½" / 39¼" D 31½" / 39¼"
H 27cm W 80/100cm D 80/100cm

FANCY CHIC FRÉDÉRIC RUYANT



Seeing the Fancy Chic tables, it should come as no surprise that designer Frédéric Ruyant takes comfort in contrast, juxtaposition, and opposition. The combination of a matte surface resting on a lustrous frame is unexpected but not unpleasant. Beyond the striking visual effect, the materials resist stains, fingerprints, and oxidation.

Round Low Table H 10¼" Ø 35¾" ; H 27cm Ø 91cm
Square Low Table
H 10¼" W 35½" D 35½" ; H 27cm W 90cm D 90cm

BRUNCH



Occasional table that can be adjusted to a wide range of heights for convenience. The satin white-lacquered top opens, enabling it to function as a dining table that accommodates up to 6 people.

Dimensions
H 10¼" / 32" W 27½" / 43¼" D 43¼" / 55"
H 26/81cm W 70/110cm D 110/140cm

O.BA PAGNON & PELHAÏTRE



Height-adjustable table that easily becomes a dining table by pivoting the top at 90° and unfolding it, doubling the surface area. Choose from either graphite-lacquered feet with a black-stained ash top or white-lacquered feet with a matching top.

Dimensions
H 15" / 29¼" W 43½" D 27½" / 55"
H 38/74cm W 110cm D 70/140cm

CHINO ROBERTO PAOLI

Seeing as this two-level bent-glass coffee table features a cantilevered shelf, it should come as no surprise that its designer, Roberto Paoli, is also an architect.



Dimensions

H 9¼"/14¼" W 51¼" D 20"
H 24cm/36cm W 130cm D 50cm

PONT

This low table is available in ½" thick clear glass and comes in two sizes. Also offered as a console table.



Small Table

H 15" W 43¼" D 23½"; H 38cm W 110cm D 60cm

Large table

H 15" W 51¼" D 27½"; H 38cm W 130cm D 70cm

Console

H 28" W 41¼" D 13¾"; H 71cm W 105cm D 35cm

BOOK&LOOK PAGON & PELHAÏTRE

Well-designed table with niches assembled in the signature style of the Book&Look cabinetry collection, allowing for the storage of many books, magazines and other objects. Available entirely in satin white lacquer, or with the top and bottom in argile or elephant lacquer with walnut-veneered vertical separations and shelves.



Dimensions

H 14¾" W 43¼" D 43¼"
H 37cm W 110cm D 110cm

ALSTER EMMANUEL DIETRICH

This low table provides high style thanks to its pedestal base in white epoxy lacquered steel and square top with softened corners. Available in white Carrara marble or white laminate. Available in two sizes.



Small Table

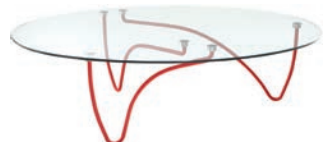
H 11½" W 37½" D 37½"; H 29cm W 95cm D 95cm

Large Table

H 11" W 51¼" D 51¼"; H 28cm W 130cm D 130cm

RYTHME ANGIE ANAKIS

This oval occasional table comes with a clear glass top. The wire-like steel base is finished in either red or black lacquer.



Dimensions

H 11¾" W 43¼" D 35½"
H 30cm W 110cm D 90cm

SALDO NICK RENNIE

Low table in thick crystal glass, supplied with four clear self-adhesive gliders.



Dimensions

H 11¾" W 27½" D 41¼"
H 30cm W 70cm D 105cm

BROOKLYN GINO CAROLLO

Brooklyn is a low table featuring two elements: a small table positioned amidst a larger table. The table is made of thick, curved clear glass with clear plastic gliders. The dimensions below correspond to the table with both elements put together.




Dimensions

H 15¾" W 51½" D 27½"
H 40cm W 130cm D 70cm

BLACK & BLUE EVANGELOS VASILEIOU

A multifunctional piece, Black & Blue is intended to serve many purposes: coffee table, TV stand or bookshelf. Black & Blue's black lacquered tubular steel legs and frame support three shelves at different levels, made of tempered blue tinted glass.



Dimensions

H 15" W 54" D 12½"
H 38cm W 137cm D 32cm

DUALIST CHRISTIAN GHION

Storage solutions must consider aesthetics and function, and the Dualist tables by Christian Ghion succeed at both. Dualist combines wood and lacquer to create an elegantly hidden storage space. Available in natural or anthracite sawn oak.



Dimensions

H 13½" W 51¼/72" D 27½"
H 34cm W 130/183cm D 70cm

360 DEGRÉS ROBERTO PAOLI

With 360 Degrés, Roberto Paoli has sought to offer an occasional table in a rather higher height than usual but with a very fluid design. 360 Degrés offers multiple functions: because of its height it can be used as an extra dining table and because of its small 360° rotating top its overall surface can easily be increased. Available in white lacquer.



Dimensions

H 15¼" W 23½" D 35¼"
H 39cm W 60cm D 90cm



ELIZABETH NATHAN YONG



Crafted from solid teak wood like the other pieces in the collection, the Elizabeth square and rectangular low tables complete the Nathan Yong-designed outdoor ensemble.

Square Low Table
H 14½" W 31½" D 31½"; H 37cm W 80cm D 80cm
Rectangular Low Table
H 14½" W 43¼" D 22"; H 37cm W 110cm D 56cm

ESTAMPE NOÉ DUCHAUFOUR-LAWRANCE



Low tables with base in argile-lacquered steel and thick lower top in sawn oak. The upper top, also in oak, sports a tray covered in pebble-colored linoleum glued onto 5mm thick high pressure laminate. This tray with its raised linoleum top is easy to clean and may easily be removed.

Square Low Table
H 13¾" W 46½" D 46½"; H 35cm W 118cm D 118cm
Rectangular Low Table
H 13¾" W 47¼" D 27½"; H 35cm W 120cm D 70cm

PIANI ANDREAS KOWALEWSKI



This family made up of a coffee table, an occasional table, and a bedside table in solid wood is simultaneously highly practical and simple. Piani accents the beauty of wood and the artisanal expertise of the collection's production.

Coffee Table
H 14¼" W 33½" D 33½"; H 36cm W 85cm D 85cm
Occasional Table
H 23½" W 19" D 19"; H 60cm W 48cm D 48cm
Bedside Table
H 16¾" W 24½" D 19½"; H 43cm W 63cm D 50cm

INTERSTICE NOÉ DUCHAUFOUR-LAWRANCE



The shape of this unique low table is reminiscent of a boat. It can be used to display objects or hold items, and is composed of four surfaces linked by brilliant chromed steel connectors. Available in gloss white lacquer or walnut.

Dimensions
H 11¼" W 59" D 33"; H 26cm W 150cm D 84cm

FALDA ANDREAS KOWALEWSKI



Designed by Andreas Kowalewski, the Falda table is airy and sculpted, composed of a lacquered steel base and matching top. Available as a low table with a base in black lacquered steel and top in black-stained solid ash, as well as a side table in clear-varnished copper-plated steel.

Low Table
H 13¾" Ø 25½"; H 35cm Ø 65cm



W8 ALAIN GILLES

W8 establishes a very successful graphic dialogue between the different materials used and between the shapes: a solid rounded conical base in gray turned Tuscan stone gives rise to a fine structure in white or black lacquered flat-section steel which supports the upper plate, creating a levitation effect. Available as a low or high pedestal table.

Dimensions
H 16/19" Ø 15"; H 42/49cm Ø 39cm




COULISS PHILIPPINE LEMAIRE

This simple small side table, designed by Philippine Lemaire, has a hidden compartment, where the contrast between the base in black lacquered steel and the surface in solid American walnut, indicates that the top is a sliding tray.

Dimensions
H 27½" W 17¾" D 11¾"; H 70cm W 45cm D 30cm

ALLELUIA MARIE CHRISTINE DORNER



This elegant coffee table is made of two reflective and gray tinted mirror glass surfaces (thickness 8 mm), vertical wooden fiber supports with mirror reflecting polymer coating. Not available in the Americas.

Square Low Table
H 14" W 46½" D 46½"; H 36cm W 118cm D 118cm
Rectangular Low Table
H 14" W 51" D 27½"; H 36cm W 130cm D 70cm

SPACE PAGNON & PELHÂÎTRE



Designed by Pagnon & Pelhâître, this versatile series of tables and semi-modular storage solutions comprises completely open or closed boxes. Thus, the open units are outlines of the negative space, while the enclosed ones fill the positive space. Coffee tables available in three sizes with a choice of either a white, marbled-effect, or metallic anthracite stoneware top.

Low Tables H 13¾" W 13½"/27¼"/39" D 14"/39"
H 35cm W 34/69/99cm D 36/99cm

FALDA ANDREAS KOWALEWSKI



Designed by Andreas Kowalewski, the Falda table is airy and sculpted, composed of a lacquered steel base and matching top. Available as a low table with a base in black lacquered steel and top in black-stained solid ash, as well as a side table in clear-varnished copper-plated steel.

Side Table
H 19½" Ø 19¼"; H 50cm Ø 50cm

FRAGA GAMFRATESI

Soft, inviting lines covered in a rich textile are the calling cards of the Fraga coffee table, designed by Gam and Fratesi. A thin, removable tray adds function and style. The base of this functional table is made of solid beech while the top is stained beech multiply.



Wide Low Table
H 8¾" W 39¼" D 27½"; H 22cm W 100cm D 70cm
Narrow Low Table
H 8¾" W 55" D 19¾"; H 22cm W 140cm D 50cm



ONE SHAPE MARIE CHRISTINE DORNER

The unique shape of this sofa end table is the result of a combination of flat, curved, and hollow sides. Available in natural oak or black stained ash wood.

Dimensions
H 15¾" W 15¾" D 15¾"; H 40cm W 40cm D 40cm

ROCHER HERTEL & KLARHOEFER

Rock-shaped occasional table in American walnut veneer, polished aluminum or cast aluminum finish.



Dimensions
H 17¾" W 16½" D 16½"; H 45cm W 42cm D 42cm



ROTOR PAGNON & PELHAÎTRE

This low table has three superimposed tops, the upper two of which pivot. The tops come in all gloss white or argile lacquer or black oak veneer and multiple lacquer/wood veneer combinations. The base comes in anthracite epoxy lacquered metal.

Dimensions
H 13" W 35½" D 35½"; H 33cm W 90cm D 90cm

CALANQUE NOÉ DUCHAUFOR-LAWRANCE

Calanque coffee and side tables make a statement with forms that are reminiscent of the white hulls of boats floating on the Mediterranean Sea. The metallic table tops are a marine-inspired accent and designed to reflect ripples like the surface of water. Available in nine distinct colors.



Side Table
H 11¾" W 10" D 10"; H 30cm W 26cm D 26cm
Coffee Table
H 7¾" W 28" D 13¾"; H 20cm W 71cm D 35cm



CADENCE A.CHHOR & A.LOGEROT

This three-legged circular table, designed by Amandine Chhor and Aïssa Logerot, is available in two sizes. The pinstripe-like aspect of the frame makes for a striking contrast to the marble effect stoneware top.

Occasional Table H 17¾" Ø 14"; H 45cm Ø 36cm
Low Table H 13¾" Ø 27¾"; H 35cm Ø 71cm

PALETTE PASCAL MOURGUE

This occasional table has the shape of a painter's palette. It is made of molded enameled ceramic. Available in blue, copper, white, red, pale pink, black, navy blue, platinum, or gold.



Dimensions
H 13¾" W 25½" D 13¾"; H 35cm W 65cm D 35cm



ZOCK CHRISTIAN WERNER

Christian Werner designs a spectacular pedestal table with its base in solid oak and top in lacquered steel. The solid oak base will alter with time and will crack (or not!), as the designer intended. Each piece will thus be unique.

Dimensions
H 16" Ø 16"; H 42cm Ø 42cm

GLAÇON LEE WEST

Small occasional table in enameled molded earthenware shaped like an ice cube. Available in gold, platinum, black, white, red, pale pink, navy blue, blue, or copper.



Dimensions
H 13½" W 13" D 13"; H 34cm W 33cm D 33cm



GLAÇON LEE WEST

Small occasional table in enameled molded earthenware shaped like an ice cube. Available in gold, platinum, black, white, red, pale pink, navy blue, blue, or copper. Glaçon collection has grown to include a natural varnish expanded cork option.

Dimensions
H 13½" W 14¼" D 14¼"; H 34cm W 36cm D 36cm

ELYSEE PIERRE PAULIN



In honor of legendary designer Pierre Paulin, Ligne Roset is proud to present Elysée, a collection of elegant and multifunctional occasional and side tables that may be used to spice up any room in the home. These tables are available in argile, or white lacquer, connected by lacquered aluminum tubes.

Pedestal Table with 2 or 3 Surfaces
H 17¾" / 26" Ø 15¾" / 19¾"; H 45 / 66cm Ø 40 / 50cm
3-Tier Table
H 18¼" Ø 19¾"; H 46cm Ø 50cm

THOT PIERRE PAULIN



This lovely pedestal table was designed by Pierre Paulin but never produced until now. The purity of its remarkably sweet design comes from the beautiful solid wood legs, sensuous tabletop shape and expert craftsmanship, for which Paulin will always be known. Available in solid walnut with a satin-finish natural varnish.

Dimensions
H 19¾" Ø 21¾"
H 50cm Ø 55cm

PEBBLE AIR DIVISION



These stone-shaped low tables come with either a concave or convex top. While offered separately, they are designed to complement each other: the top of the convex table fits over the top of the other. Both tables are available in solid American walnut with a base in black lacquered steel.

Dimensions
H 7¾" / 10¼" W 39¼" D 43¼"
H 20 / 26cm W 100cm D 110cm

POSTMODERNE ERIC JOURDAN



This new family of Eric Jourdan furniture consists of a TV unit and a bedside table, with a light asymmetrical and hollowed-out appearance. The pieces include an 8mm plywood band finished in natural or black stained oak veneer, lacquered shelves and tops in gloss black marble-effect ceramic stoneware, plomb or pearl lacquer.

Dimensions
H 25½" W 15½" D 15½" ; H 65cm W 40cm D 40cm

BOBINE MICHAEL KOENIG



This low table complements the dining table of the same name. Bobine has a large round top in white lacquered glass and a base in brilliant chromed steel.

Dimensions
H 17¾" / 28¼" Ø 31½"; H 45 / 72cm Ø 80cm

MAZARGUES ERIC JOURDAN



The Mazargues pedestal table is reminiscent of the French forged ironwork of the fifties. To designer Eric Jourdan, this is a return to the work he did on the Okura seating collection. Noting the same modern, simple and expressive lines inspired by traditional French decorative arts. Top in natural varnished solid European walnut with a structure in satin-finished black lacquered steel.

Dimensions
H 21¾" Ø 17½"; H 55cm Ø 44cm

ODA CHRISTIAN WERNER



Designed to accompany the Prado sofa, Oda can also stand on its own and be purchased separately in styles that include coffee table and pedestal table options. The pedestal version can be slid underneath the base of the sofa to cover the seat cushions and create a sofa-top table surface.

Pedestal Table
H 16½" W 19" D 17"
H 42cm W 48cm D 43cm



CIRCLES MARIA JEGLINSKA



Circles is a collection comprising three large tables and two small tables. The larger tables have a black or quartz gray lacquered steel base with tops in either brilliant polished stainless steel, marble-effect stoneware or an enameled glass surface. Suitable for use both indoors and outdoors.

Large Tables
H 20¾" / 28¼" / 29" Ø 16½" / 25¼"
H 53 / 73 / 74cm Ø 42 / 64cm

CIRCLES MARIA JEGLINSKA



Circles is a collection comprising three large tables and two small tables. The smaller table option comes in satin black or quartz gray lacquered steel with a satin black lacquered or marble-effect stoneware top. Suitable for use both indoors and outdoors.

Small Tables
H 17" / 20¼" Ø 14¼" / 16½"; H 43 / 53cm Ø 36 / 42cm

BOBINE MICHAEL KOENIG



This low table complements the dining table of the same name. Bobine has a large round top in white lacquered glass and a base in brilliant chromed steel.

Dimensions
H 17¾" / 28¼" Ø 31½"; H 45 / 72cm Ø 80cm



MONOLIN MAXIMILIAN SCHMAHL

Occasional table with an eye-catching geometric design evocative of three open-ended triangles. Top and two oblique legs composed of solid European walnut. Despite its tempting appearance and height, the Monolin table is not designed to be used as a stool.

Dimensions
H 15¾" W 19" D 13¾"; H 40cm W 48cm D 35cm



SOFT MAG FRÉDÉRIC RUYANT

Subtle though it may be, this magazine rack is a study in three materials: A black stained ash wood veneer top on a black lacquered steel base, which holds a suspended length of Divina fabric by Kvadrat.

Dimensions
H 15¼" W 47¼" D 25½"; H 39cm W 120cm D 64cm

STUMP PIERRE CHARPIN

This side table is carved from white Carrara marble. It is polished and treated to prevent stains.



Dimensions
H 17¾" W 14¼" D 11¾"
H 45cm W 36cm D 30cm



GOOD MORNING A.-S. GILLES

Sleek pedestal table with a round top and an open circular base connected by a slender angled leg. Available in brilliant chromed steel, black, white, copper, or aluminum lacquer.

Dimensions
H 21¾" Ø 17¾"
H 55cm Ø 45cm

LUPO PIERRE PAULIN

Originally designed in 1953, Pierre Paulin asked Ligne Roset to reissue this side table in 2009. The rectangular occasional table has cutout handles at each end, resembling a particularly refined service tray set on splayed legs. The screen-printed signature of Pierre Paulin appears in light grey on the edge of the top near the handle.



Dimensions
H 15¼" W 28¼" D 19¾"
H 39cm W 72cm D 50cm



CHANTERELLE

Small pedestal table with a base in brilliant chrome and a top in solid walnut which can vary in size. Because of nuances in the wood each table is unique.

Dimensions
H 20½" Ø 9¾"/11¾" approx.
H 52cm Ø 25/30cm approx.

10 VAGUES DAMIEN HAMON

This small table displays very beautiful carpentry work, highlighted by the juxtaposing solid walnut wood brackets. This occasional table can also be used as a stool. Several tables can be combined one next to the other to create a bigger surface. It is made of solid American walnut with a varnish and satin finish.



Dimensions
H 15½" W 22¼" D 12¼"; H 39cm W 57cm D 31cm



ITISY PHILIPPINE LEMAIRE

Three round tops of this side table are rendered in solid oak, linked by metallic ball joints pivot for modularity. The tops are made of solid oak finished in natural-varnished sawn-effect oak veneer with grey lacquered steel linking-pieces.

Closed Table
H 19¼" W 31½" D 31½"; H 49cm W 80cm D 80cm
Open Table
H 19¼" W 45¾" D 17¼"; H 49cm W 116cm D 44cm

PAVANE PAOLA SABOURIN

A sweet bedside table with solid cherry-stained tulipwood and pink frosted glass tops, Pavane adds a luxuriously functional femininity to the bedroom.



Dimensions
H 22" W 14" D 19"; H 56cm W 36cm D 50cm



OFFRANDE PASCAL MOURGUE

Occasional table in enameled earthenware with a removable bowl on the top. Available in a multitude of colors: blue, copper, white, gold, platinum, navy blue, red, pale pink, or black.

Dimensions
H 15" Ø 21¼"; H 38cm Ø 54cm

KUF MICHAEL KOENIG

Michael Koenig designed this round table with a single undulating leg that evokes a candleholder. Offered in cherry wood, walnut, or polished aluminum, the materials determine its aesthetic, which varies from traditional to industrial.



Small Tables
H 12½"/13½" Ø 12½"; H 32/34cm Ø 32cm
Large Table
H 18½" Ø 18½"; H 47cm Ø 47cm

YAKI

Pedestal table with base in white lacquered steel and top in matte white enameled stoneware with crackle-effect finish.



Dimensions
H 19¾" Ø 11"; H 50cm Ø 28cm

TRIPTIK MAURO LIPPARINI

The Triptik table brings back to life a great classic: the low table; in this version, with a variable geometry and overlaid, pivoting tops. The low table is available in five different finish combinations. The three pivoting superposed tops in thick alveolar panels finished in lacquer or veneer sit upon a base in Epoxy lacquered steel finished in the same color as the lowest top.



Dimensions H 12" W 52" D 31";
H 31cm W 52cm D 80cm

CUPIDON NOÉ DUCHAUFOUR-LAWRANCE

Designed by Noé Duchaufour-Lawrance, the Cupidon occasional table with a square top resembles a block of marble into which a brass nail is plunged. The base of the table is composed of Marquina black with a brass-plated top and stem.



Dimensions
H 21¾" W 11¾" D 11¾"; H 55 cm W 30 cm D 30 cm

PHOBOS MARIE CHRISTINE DORNER

Made entirely from steel and copper, this pivoting side table is composed of a tripod base—alluding to the Lunar Excursion Module—topped by a swivel plate on an offset arm. Designer Marie Christine Dörner named the piece after the larger of Mars' two moons.



Dimensions
H 19¾" W 19" D 21¼"; H 50cm W 48cm D 54cm

ASEMBLA MELODY SIRMAN

Asembla features a Mashrabiya-inspired latticework pattern engraved into a white polyurethane resin table top which rests on a solid walnut base and structure. This playful pedestal table is completed by a brass-plated steel service tray that snaps perfectly into the carved resin table top.



Dimensions
H 15" Ø 17"; H 40cm Ø 45cm

GRANDE LUNATIQUE INGA SEMPÉ

Collection of functional urban tables that can be used as coffee or dining tables. Lifting the articulated ring releases the oval top, enabling it to be raised or lowered to one's desired position. Grande Lunatique is available white or argile lacquer.



Small Table H 19¾"/29½" W 32¾" D 27¾"
H 50/75cm W 83cm D 71cm
Medium Table H 19¾"/29½" W 39¼" D 34¼"
H 50/75cm W 101cm D 95cm

MY DEAR RÉMI BOUHANICHE

This elegant occasional table by designer Rémi Bouhaniche is at once obvious and subtle. Composed entirely of anti-stain treated and clear varnished white Carrara marble, its physical presence, undeniable when viewed from the front, becomes delicate when viewed from the side.



Dimensions
H 18½" Ø 15¾"; H 47cm Ø 40cm

CUPIDON NOÉ DUCHAUFOUR-LAWRANCE

Designed by Noé Duchaufour-Lawrance, the Cupidon occasional table with a circular top resembles a block of marble into which a chrome nail is plunged. Comprising a top and stem in matte chrome stain resistant steel and a base in Carrara marble.



Dimensions
H 19" Ø 11"; H 55cm D 30cm

DOC EVANGELOS VASILEIOU

Set of three interlinked and pivoting tables which may be positioned to your liking in a circle. Base in brilliant chrome with tops in white Carrara marble.



Dimensions
H 14¼" Ø 38"; H 36cm Ø 97cm

MODULI PHILIPPINE LEMAIRE

Occasional table that doubles as a storage module, composed of toughened glass and natural satin varnished solid American walnut. Designed to be used alone or stacked, combine two or three Moduli tables for a customized appearance.



Dimensions
H 16¼" W 14½" D 13¾"; H 41cm W 37cm D 35cm

ROSIS C. DONDOLI & M. POCCHI

Designed by Dondoli & Pocci, Rosi is a glass coffee table composed of three separate elements that can be assembled in a bevy of variations to form familiar geometries. Each table is identical and made of ½" thick, clear curved glass.



Set of 3 Tables in a 'Circular' Fashion
H 12¼" W 34¾" D 30¾"; H 31cm W 88cm D 78cm

PISA ROBERTO PAOLI

Roberto Paoli's bent-glass nesting tables encompass a meticulous design process within a small, elegantly minimal form.



Small Table
H 13¾" W 9¾" D 11¾"; H 35cm W 25cm D 30cm
Large Table
H 16¼" W 13¾" D 14½"; H 41cm W 35cm D 37cm

CORNER'S PLACE FRÉDÉRIC RUYANT

In extra thin curved glass, Corner's Place can be placed at the end of a sofa.



Dimensions
H 13¾" W 17¾" D 17¾"; H 35cm W 45cm D 45cm

RUBAN JEAN-FRANÇOIS D'OR

What strikes you immediately when you encounter Ruban, is the purity of its curves and the elegance of what seems to be a glass ribbon standing up. The quality of workmanship and finish are exceptional and it has the perfect dimensions for use as a sofa side table.



Dimensions
H 17¾" W 15¼" D 17¾"; H 44cm W 39cm D 45cm

COLORIA EVANGELOS VASILEIOU

Sofa end table comprising a base in mass-dyed toughened smoked glass and two vertical screens in toughened laminated glass (one yellow, one blue).



Dimensions
H 19¾" W 19¾" D 15¾"; H 50cm W 50cm D 40cm

ROSIS C. DONDOLI & M. POCCHI

Designed by Dondoli & Pocci, Rosi is a glass coffee table composed of three separate elements that can be assembled in a bevy of variations to form familiar geometries. Each table is identical and made of ½" thick, clear curved glass.



Single Table
H 12¼" W 16" L 25¼"; H 31cm W 41cm D 64cm

SALDO NICK RENNIE

Emboldened by the success of the coffee table Saldo presented in 2012, Nick Rennie has developed a small sofa side table, which can also be used as a magazine rack.



Dimensions
H 15¾" W 15¾" D 15¾"; H 40cm W 40cm D 40cm

TAVOLETTO C. DONDOLI & M. POCCHI

Designed by Dondoli & Pocci, Tavoletto is a coffee table of clear curved glass with a small interior pivoting shelf in black lacquered glass. The table top rotates in only one direction and has a brake to prevent it from rotating in the opposite direction.



Dimensions
H 15¾" W 31½" D 39"; H 40cm W 80cm D 99cm

NEWS TABLE FRÉDÉRIC RUYANT

This side table is a result of designer Frédéric Ruyant's work in glass furniture. Functioning as a side table, magazine rack, or a bedside table, this impossibly clear glass allows household items to float atop of it.



Dimensions
H 17¾" W 15¾" D 15¾"; H 45cm W 40cm D 40cm

KIJI NOÉ DUCHAUFOUR-LAWRANCE

Unpredictable lines with a highly contemporary combination of wood and linoleum, Kiji is a slender table with a linoleum top that appears to balance on top of a thin and complex geometric base of solid oak. Available in Natural Oak, Anthracite-Stained Oak, & Smoked Oak.



Dimensions
H 21¾" W 17¼" D 16½"; H 55cm W 44 D 42cm

ALBURNI LUCIDIPEVERE

A pair of small side tables by Lucidi Pevere that celebrate the beauty and visual versatility of wood. An unexpected end grain wood veneer table top showcases a lesser-seen angle of the much loved material.



Low Table
H 12½" Ø 21¾"/23½"; H 32cm Ø 55/60cm
High Table
H 15¾" Ø 17¾"/19¾"; H 40cm Ø 45/50cm

FOLD PHILIPPE NIGRO

A trio of side tables of varying, yet complementary heights, Philippe Nigro's version of nesting tables is connected by a tubular base that allows for pivoting modularity. Fold's table tops are in a combination of black laminated veneer and natural sawn oak that create a visually dynamic texture.



Closed Table
H 16¼" Ø 31½"; H 41cm Ø 80cm
Open Table
H 16¼" W 31½" D 69¾"; H 41cm W 80cm D 177cm

SIDE TABLE JAN CHRISTIAN DELFS

Playing with contrasting materials, designer Jan Christian Delfs often mixes cold materials like stainless steel with warmer elements such as bamboo. Side Table consists of a tripod base of black-tinted ash topped by a round nickel-plated steel or anti-oxidation varnished copper.



Dimensions
H 19¾" Ø 15¾"; H 50cm Ø 40cm

MAJORDOME PINTO, GUILLEMIN & VOISIN


Designers Cédric Guillemin, Pauline Pinto, and Benjamin Voisin won the Public Prize of the 7th Cinna Competition with this collaborative effort. The small oak table is topped with a built-in reading lamp, with a distinctive bell-like polished copper shade. Not available in the Americas.



Dimensions
H 34" W 20" D 16"; H 86cm W 50cm D 40cm

WINFELL STUDIO DESSUANT BONE

The Winfell pedestal table fits into the current trend for simple, functional, minimal, luminous and natural design. The circular tabletop boasts a composite finish: two-thirds in natural ash wood and the remaining third in pink-beige lacquer. Base and legs in rose-beige lacquered steel.



Dimensions
H 19¾" Ø 15¾"; H 50cm Ø 40cm

ALBURNI LUCIDIPEVERE

A pair of small side tables by Lucidi Pevere that celebrate the beauty and visual versatility of wood. An unexpected end grain wood veneer table top showcases a lesser-seen angle of the much loved material.



Low Table
H 12" Ø 32 / 33"; H 32cm Ø 83/85cm

BLACK FOREST OUTOFSTOCK

The Black Forest side table designed by Outofstock is discreetly stylish with tripod base made of solid wood and a rich walnut top.



Dimensions
H 28¾" W 23½" D 21½"; H 72cm W 60cm D 55cm

ON THE ROCK M.-A. STIKER-METRAL

Unique side table with a base made of solid American walnut with a removable top of UV-glued 'crystal' or blue tinted glass. The removable top may be turned and set diagonally between the tops of the legs to create a storage chest.



Dimensions
H 17¾" W 14" D 14"; H 45cm W 36cm D 36cm

TWEET OSKO + DEICHMANN

A workstation designed to make working on tablets easier and act as a recharge station for electronics. The irony of Tweet is that the name comes not from social media, but the classic design of winter shelter for small birds. Not available in the Americas.



Dimensions
H 31" W 16" D 13½"; H 79cm W 41cm D 34cm

CESTINO EVANGELOS VASILEIOU

Bedside table with structure in satin black lacquered steel, MDF top in satin black-stained ash veneer and brown woven rattan basket. One of the legs may be removed, which enables the basket to be pushed out and pushed back in.



Dimensions
H 19¾" Ø 16¼"; H 50cm Ø 41cm

LINDEN RENÉ BARBA

Originally designed by Rene Barba to place beside his own sofa, Linden is a set of sleek tables with slender long legs topped with a solid ash top. Available in either natural ash or anthracite stained ash in the small version or black stained ash in the large.



Large Table
H 19" Ø 15"; H 50cm Ø 40cm

PANTOGRAPHE MÜLLER WULFF

Two stoneware tops and a sculptural lacquered base combine to create Pantographe, a side table that allows for multiple possibilities because of its swiveling tops. The table transforms from a square to an elongated rectangle with ease and luxury.



Dimension
H 15" W 35" D 35"; H 40cm W 90cm D 90cm

ESTAMPE NOÉ DUCHAUFOR-LAWRANCE

Sofa end table with a base made of argile lacquered steel and thick lower surface in sawn oak. The upper top, also in oak, sports a tray covered in pebble-colored linoleum glued onto 5mm thick high pressure laminate. This tray with its raised linoleum top is easy to clean and may easily be removed. Lower top available in natural, anthracite-stained or argile-stained sawn oak.



Sofa End Table
H 19¾" W 15" D 15"; H 50cm W 38cm D 38cm

OXYDATION KATERYNA SOKOLOVA

Inspired by the natural properties of oxidation, this collection of tables with minimalistic contemporary forms, become layered and nuanced with oxidized texture on their table tops. The metal oxidation process can create unexpected results: Each table is naturally unique and the element of visual discovery adds intrigue to each table top.



Low Table
H 15" Ø 27"; H 38cm Ø 70cm
Occasional Table
H 17" Ø 20"; H 44cm Ø 52cm



EPISODE MARIE CHRISTINE DORNER

The Episode side table features a structure composed of 3-level storage shelves and base in American walnut, with an interior lacquer of plomb gray. By night, its shelves can be used to hold objects with varying heights. During the day, it can perfectly supplement any room in the house.

Dimensions
H 23½" W 19¾" D 15¾"; H 60cm W 50cm D 40cm

LINDEN RENÉ BARBA

Originally designed by Rene Barba to place beside his own sofa, Linden is a set of sleek tables with slender long legs topped with a solid ash top. Available in either natural ash or anthracite stained ash in the small version or black stained ash in the large.



Small Table
H 15" Ø 9"; H 40cm Ø 24cm

KAZIU GREGOR KOROLEWICZ

Unique table in matte black tinted ash wood with a top in matte white MDF lacquer.



Dimensions
H 31" W 17" D 15¾"; H 79cm W 43cm D 40cm

LIAM ERIC JOURDAN

Eric Jourdan presents us with a mini-collection of chic and glamorous occasional furniture, with a classical line and a modern touch. The tables feature gray smoked glass tops that contrast the four discreet legs. Available as a low table or at pedestal height, the structure and base are made of bronze lacquered steel.



Dimensions
H 13½" Ø 43½"; H 35cm Ø 110cm



SOIXANTE 3 THOMAS RODRIGUEZ

A circular side table with a matching flowerpot, Thomas Rodriguez's design is named after the angle of the inverted frustum of its base, which imparts a sense of lightness to the cylindrical volume. Available in white enameled stoneware, as well as a new argile finish.



Dimensions
H 15¾" Ø 15¾"; H 40cm Ø 40cm

INDUS- TRIAL ANTICI- PATION

Antoine and Olivier Roset, in their thirties, embody the fifth generation of the Roset family at the helm of the company. The sons of Pierre and Michel Roset sit on the board of directors alongside their fathers. They bring their generational perspective to the future of the brand.

TEXTE
AXELLE CORTY

A NEW GENERATION IS CALLING THE SHOTS

What are your responsibilities at Ligne Roset?

Antoine Roset : I manage the US subsidiary, which represents 45 distributors in Canada, the United States and South America. I also oversee certain strategic developments in France, including the Internet.

Olivier Roset : At our headquarters in Briord, I share responsibility for the marketing and creation activities with my father, Michel Roset. I supervise the English and Italian subsidiaries, and the development of Ligne Roset Contracts, our corporate department, which accompanies major hotel groups, and supplies upscale restaurants and cruise ships.

In your opinion, what are the strengths of the company?

O. R. : Our exclusive distribution network, in France and the rest of the world, was a masterpiece of my grandfather Jean Roset and his sons Pierre and Michel. It allowed us to overcome the pressure of mass distribution. The company remained a family business, which streamlines decision making. It is an asset that enables us to quickly adapt to the market.

A. R. : I believe that people appreciate our unconventional, avant-garde, trend setter style, but also our way of working. The know-how of our staff and the performance of our manufacturing plants are very important assets. Consumers today want to know where and how a product is made.

Is the label "Made in France" an asset?

A. R. : It is certainly an advantage in terms of image. We are the only French company that manufactures contemporary furniture within France, with a smart combination of craftsmanship and technology. We uphold a craft tradition that is very dear to us. It is part of France's reputation in the world.

O. R. : We create and manufacture luxury furniture that is not "standard" furniture, and this cheekiness has earned us our success. This insolence, in the collective mind, is part of the French cultural identity.

How does Ligne Roset develop internationally?

A. R. : Our success is self-explanatory; we can boast 700 sale points in 70 countries. International sales account for more than 60% of our sales. We are well established in Europe and America. Our expansion in Asia (including China, Korea, Japan) is very fast and enthusiastic. But there are some cultural challenges.

What do you mean?

A. R. : For example, our consumers in "old" Europe are familiar with the concept of craftsmanship. They know that quality manufacturing takes time. In America or Asia, it's different. The act of purchase is more spontaneous but the product must be delivered very quickly. So you need to adapt in terms of logistics.

O. R. : Adapting to local markets without losing our identity is a real challenge.

You are highly committed to sustainable development. Is that a part of your brand image?

O. R. : We are very forward-thinking in this area. Our production is always integrated with local resources in the communities where we work. Respecting the environment is a critical part of our work. The 45,000 square meters of our furniture plant in Saint-Jean-le-Vieux are heated with the wood dust we recycle. We use recycled plastic in many of our products including our Rope carpets and the hulls for our Ettore chairs. I could mention dozens more examples. In September, our sites will receive the ISO 50001 certification for our improved energy management.

DIN- ING TABLES

ODESSA OVALE
MAURO LIPPARINI







ENNEA
VINCENT TORDJMAN




EATON



ODESSA
MAURO LIPPARINI





SPIRIT OF FOREST
PETER MALY





BIANCO CLAUDIO DONDOLI & MARCO POCCHI

This extendable table can accommodate up to 12 people. As many as three 19¾" (50cm) wide extension leaves can be stored within the table. The top is offered in white laminate or white- or argile-lacquered glass. The base is available in matte-lacquered steel. Two of the legs are fixed and the other two are on gliders.

Dimensions

H 29½" W 59"/118" D 37½"; H 75cm W 150/300cm D 95cm



FROST CLAUDIO DONDOLI & MARCO POCCHI

The Frost table is an elegant and effective response to the changing lifestyles and uses of dining tables. Frost offers a solution as equally appropriate for everyday use as for more formal occasions. From a closed length of 63" (160 cm) suitable for everyday use by 6 persons, it can increase up to 102½" (260 cm) thanks to the leaves that rest under the top. A 19¾" (50 cm) leaf is available with the table and a second can be ordered as an option. Available in satin white lacquer. Not available in the Americas.


Dimensions

H 29½" W 63"/82¾"/102" D 35½"; H 75cm W 160/210/260cm D 90cm



DEHORS FATTORINI, RIZZINI & PARTNERS

Indoor/outdoor dining table with a structure comprising a base in white lacquered stainless steel. The Dehors dining table offers optimal space for guests, with each leg articulated at a quarter-turn rotation. Full body stoneware top available in 3-finishes: white, white-marble effect, and anthracite metal; scratch, stain and thermal shock resistant.



Dimensions

H 29½" W 70¾"/94½" D 39¼"; H 75cm W 180/240 cm D 100cm

AVA THIBAUT DESOMBRE

This round or square table features a clever and integrated folding extension. It can accommodate 6 people when closed and up to 10 people when open. The top and the extension leaf are available in gloss white, matte white, or argile lacquer, or smoked oak, walnut or ebony oak, anthracite metal, marbled effect or white full body stoneware. The pedestal base is available in brilliant-chromed or matching lacquered steel.

Round Table H 29½" Ø 51¼"/85½"; H 75cm Ø 130/217cm

Square Table H 29½" W 51¼"/85½" D 51¼"; H 75cm W 130/217cm D 130cm





ODESSA MAURO LIPPARINI

A vision of natural minimalism with clean-cut shapes and dynamic lines, Odessa is a slender dining table with reassuring characteristics. Angled like an airplane wing, Odessa's table top, appears to float on top of the double arch of the folded steel feet. Table top available in natural or smoked-effect oak, walnut, or white, marbled-effect or metallic anthracite full body stoneware. Feet in matte black or matte white lacquer.

Dimensions

H 29½" W 70¾" / 102¼" D 38¾" / 42½"; H 75cm W 180/260cm D 98/108cm



ODESSA MAURO LIPPARINI

A vision of natural minimalism with clean-cut shapes and dynamic lines, Odessa is a slender dining table with reassuring characteristics. Angled like an airplane wing, Odessa's table top, appears to float on top of the double arch of the folded steel feet. Table top available in natural or smoked-effect oak, walnut, or white, marbled-effect or metallic anthracite full body stoneware. Feet in matte black or matte white lacquer.

Dimensions

H 29½" W 70¾" / 102¼" D 38¾" / 42½"; H 75cm W 180/260cm D 98/108cm



SPIRIT OF FOREST PETER MALY

Designer Peter Maly achieves perfect harmony amongst the materials used to create the Spirit of Forest dining table. The rectangular top complementing the soft sloping trapezoidal legs. The rounded ends of the table top also help soften the rigidity of solid walnut. For a customized experience, the top can be increased by nine lengths (graduations of 4" / 10 cm).

Dimensions

H 29¼" W 39¼" L 63" / 94½"; H 74cm W 100cm L 160/240 cm



EATON

Eaton, made of oil-treated and matte-finished solid wood, adapts perfectly to any interior. Available in European or American walnut, cherry wood, whitened, black, grey stained, or natural oak. A choice of two depths is available as well as a choice of nine lengths for the fixed table and with the 19¾" (50cm) extension leaf. The longer lengths have an additional leg in the center of the table. Matching benches are available.

Fixed Table

H 30" W 63" / 169¼" D 35½" / 39¼"; H 76cm W 160/430cm D 90/100cm

Extendable Table

H 30" W 43¼" / 94½" D 35½" / 39¼"; H 76cm W 110/240cm D 90/100cm

Bench H 17¼" W 47¼" / 90½" D 14¼"; H 44cm W 120/230cm D 37cm



ALLUNGABILE FATTORINI, RIZZINI & PARTNERS

Fattorini, Rizzini & Partners have stripped the dining table down to its most basic form, available in four luxurious variations for the surface white or black stratified Fenix, or frosted glass with an optional matching leaf. Base offered in white or black lacquered steel.

Dimensions

H 29¼" W 62¼" D 39¼"; H 74cm W 158cm D 100cm



CINELINE PAGNON & PELHAÏTRE

Cineline is a multifunctional dining table that can also function as a desk or conference table. Top available in gloss or satin finished white lacquer or fern effect walnut veneer with brilliant chromed steel legs. The extensions are stowed vertically beneath the top on the two shortest sides. Cineline can comfortably seat 6 people when closed and between 10 and 12 when open.

Dimensions

H 29¼" W 63"/115" D 39¼"; H 74cm W 160/300cm D 100cm



ITISY PHILIPPINE LEMAIRE

Itisy is a surprisingly versatile console. Initially aligned, the four tops can be combined to form a square dining table to seat 4 people comfortably. In any configuration, the piece is elegant featuring solid oak tops and double feet, which are reminiscent of traditional stilts. Available in natural or natural sawn oak and American walnut varnish with grey lacquered metal bearings.

Dimensions

H 29½" W 43¼" D 43¼"; H 75cm D 110cm W 110cm

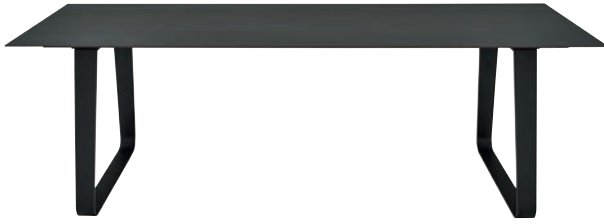


NOOMI TOUS LES TROIS

The Noomi folding dining table is suitable for indoor and outdoor use, thanks to its base in two-layer outdoor grade white or black lacquered cut steel and top in white or black stratified HPL (outdoor) or Fenix HPL. Its folding top allows for easy storage when not in use or to protect it from weather exposure when used in outdoor areas.

Dimensions

H 29¼" Ø 26¼"; H 74cm Ø 68cm



VILNA PAGNON & PELHÂÎTRE

A thin tabletop extends across two metal bands that wrap around the negative space of the overall volume. Taking advantage of the full-body stoneware, Pagnon & Pelhâitre have created a remarkably lightweight table, available in white, marble-effect, or metallic anthracite stoneware, oak or walnut. Base available in black or white lacquered or brilliant chrome.

Dimensions

H 29¼" W 70¾/94½" D 39¼"; H 74cm W 180/240cm D 100cm



DARIA

This dining table features two superimposed trays that can be extended to increase the length by nearly 75% with a simple sliding maneuver. Standing on solid beech legs with an ash wood veneer in a natural or anthracite tint. The surface comes in two hard-wearing materials: full-body U4 grade stoneware or laminated high-pressure Fenix NTM.

Dimensions

H 29¾" W 62¼" D 39¼"; H 76cm W 158cm D 100cm



ENNEA VINCENT TORDJMAN

The Ennea dining table is set on a base consisting of three identical triangles in natural or black-stained solid oak wood. The construction gives an impression of sophistication with the option of a white Carrara marble table top or marble-effect or metallic anthracite ceramic stoneware.

Dimensions

H 29¾" Ø 51¾"; H 74cm Ø 130cm



PIAZZA MICHAEL KOENIG

This multifunctional pedestal table has a clear glass top cut in an elegant elliptical shape with one straight side and allowing it to fit neatly against a wall, thus saving space. Adjustable in height, Piazza can easily transform to a bar table. Its base is available in white-, or black-lacquered steel.

Dimensions

H 29¾" W 26¾" D 35½"; H 76cm W 68cm D 90cm



SIDE- BOA- RDS

DITA
PAGNON & PELHAÏTRE







BOOK&LOOK
PAGNON & PELHAÏTRE



EVERYWHERE
CHRISTIAN WERNER



BOOK&LOOK PAGNON & PELHAÏTRE

The Book&Look sideboard boasts 4, 6 or 8 doors of closed storage. Doors in 16 colors of lacquer, diagonal walnut veneer, bronzed aluminum or concrete are chosen to order. The structure, sitting on plinth or a bronzed aluminum foot, is available in a matching or contrast lacquer as well as vertical veneer. Finally a top in lacquer or full body stoneware allows for a true level of customization.

4-, 6- or 8-Door Sideboard

H 41¼" W 41¼"/62¼"/82¾" D 17¾"; H 105cm W 105/158/210cm D 45cm



MIXTE MAURO LIPPARINI

Mixte Séjour in French, the Mixte Living Room collection works in all rooms of the house. Two versions of the collection are available. The first is a single or double height sideboard offering drop flaps, doors and drawers as storage elements. Open niches are available in 16 lacquer finishes and the collection integrates a niche for sound bar. A second version of the collection is composed of sideboard of one width but 4 front options: 4 doors, 3 doors + 2 drawers, 3 doors + open niche, or sliding doors. These pieces will appeal to all those who favor an unstructured approach to interior design.

Sideboard with Drawers, Doors, and Niches

H 28" W 71¾" D 18½"; H 71cm W 182cm D 47cm

Single/Double-Height Sideboard

H 17¾"/87½" W 87½" D 17¾"; H 45/222cm W 222cm D 45cm

DITA PAGNON & PELHAÏTRE

The Dita bookcase springs forth to Dita Séjour in 2017, with new volumes and storage options. Dita Séjour asserts its own personality with its lacquered wood panels, light, sophisticated finish, a light and delicately designed matching handle, and small fine legs that extend the structure naturally. Available in a choice of 16 colors of lacquers for the facades.



Sideboard 4 Flap Doors

H 30" W 67" D 17"; H 78cm W 170cm D 45cm

Sideboard 4 Doors

H 33" W 84" D 17"; H 86cm W 215cm D 45cm

DEDICATO DIDIER GOMEZ

An elegant, exposed metal frame in a brilliant steel finish defines the Dedicato sideboard. 2 Door, 3 Door or 4 Door units in gloss white lacquer are paired with a glass top. The 3 Door and 4 Door sideboards have an internal drawer behind the central door(s).



Dimension

H 29½" W 50½"/74½"/98½" D 17¾"; H 75cm W 128/189/250cm D 45cm

LAPA FRANÇOIS BAUCHET

Lapa's central separation panels draw the attention of the user featuring a broken line style design. The sculptural piece is reimagined for 2017 in two new elements: a short bookcase and a short chest-sideboard with two lacquered doors. The two-door chest features solid-oak handles in diagonal positions that echo the broken line of the vertical separation of the bookcase. Both elements can be used as stand-alone items or combined and assembled with a top.



Bookcase + 2 Door Chest

H 32" W 76" D 17"; H 82cm W 195cm D 45cm

4 Door Chest + Bookcase

H 32" W 107" D 17"; H 82cm W 274cm D 45cm



BOOK&LOOK PAGNON & PELHAÏTRE

The Book&Look sideboard boasts 4, 6 or 8 doors of closed storage. Doors in 16 colors of lacquer, diagonal walnut veneer, bronzed aluminum or concrete are chosen to order. The structure, sitting on plinth or a bronzed aluminum foot, is available in a matching or contrast lacquer as well as vertical veneer. Finally a top in lacquer or full body stoneware allows for a true level of customization.

4-, 6- or 8-Door Sideboard

H 41¼" W 41¼"/62¼"/82¾" D 17¾"; H 105cm W 105/158/210cm D 45cm

MIXTE MAURO LIPPARINI

Mixte Séjour in French, the Mixte Living Room collection works in all rooms of the house. Two versions of the collection are available. The first is a single or double height sideboard offering drop flaps, doors and drawers as storage elements. Open niches are available in 16 lacquer finishes and the collection integrates a niche for sound bar. A second version of the collection is composed of sideboard of one width but 4 front options: 4 doors, 3 doors + 2 drawers, 3 doors + open niche, or sliding doors. These pieces will appeal to all those who favor an unstructured approach to interior design.

Sideboard with Drawers, Doors, and Niches

H 28" W 71¾" D 18½"; H 71cm W 182cm D 47cm

Single/Double-Height Sideboard

H 17¾"/87½" W 87½" D 17¾"; H 45/222cm W 222cm D 45cm

DITA PAGNON & PELHAÏTRE

The Dita bookcase springs forth to Dita Séjour in 2017, with new volumes and storage options. Dita Séjour asserts its own personality with its lacquered wood panels, light, sophisticated finish, a light and delicately designed matching handle, and small fine legs that extend the structure naturally.

Sideboard

H 33" W 64" D 17"; H 86cm W 163cm D 45cm

High Unit

H 74" W 42" D 17"; H 189cm W 108cm D 45cm

ET CETERA PAGNON & PELHAÏTRE

As is the nature of the Et Cetera collection, these sideboards are completely customizable to fit any storage need. Structures of either 3 or 4 bays can hold any combination of hinged doors, 4-drawer blocks or drawers for hanging files. Doors and drawers are offered in 16 lacquer finishes or in veneer in natural sawn oak or anthracite-stained sawn oak. Adjustable shelves can be fitted behind each door. Structure is available in natural sawn oak with a white lacquered interior, or in anthracite-stained sawn oak with an argile lacquered interior. A lacquered glass top completes the unit in any of the 16 lacquer finishes.

3-Bay Structure

H 36¼" W 62" D 15¼"; H 92cm W 157cm D 39cm

4-Bay Structure

H 36¼" W 82¾" D 15¼"; H 92cm W 213cm D 39cm

EVERYWHERE CHRISTIAN WERNER

Everywhere is a functional and contemporary cabinetry system, designed to complement any room. This year sees the introduction of new chests with drawers that come equipped with fully extending runners, and wall unit configurations. The collection is available in satin white, gloss white, argile, plomb and now pearl lacquer. The new stand-alone chests are also available in blue nuit. Tops are offered in matching lacquers, stoneware or natural oak wood veneer.

2-Door Cupboard

H 49/60" W 35" D 17"; H 124/153cm W 90cm D 44cm

Sideboard

H 37" W 81" D 17"; H 94cm W 207cm D 44cm



CHAI- RS

BENDCHAIR
PETER MALY







TV
PIERRE PAULIN



LONG ISLAND
N. NASRALLAH & C. HORNER

SALA PASCAL MOURGUE



Best-selling dining chair with an elegant upholstered seat. The steel mesh and springs in the seat and elastic webbing in the back, both covered with foam, provide outstanding comfort. Sala is available with multiple options for the base; all finished in brilliant chrome. This version of the chair features a sleigh base. The chair is available with or without arms.



Chair with Sleigh Base
H 32¾" W 19¼"
D 21¾" SH 19"
H 83cm W 49cm
D 55cm SH 48cm



Chair with Arms
H 32¾" W 22¾"
D 22½" SH 19"
H 83cm W 58cm
D 57cm SH 48cm

FIL PASCAL MOURGUE



Fashionable chair with a brilliant chrome frame. Available in genuine cowhide, synderme leather in many different colors, and now felt. It is reinforced with a non-stretch backing to prevent stretching and features a chrome zipper up the back. Also offered as a fireside chair.



Chair in Felt
H 30¾" W 17¾"
D 21¼" SH 17¾"
H 78cm W 45cm
D 54cm SH 45cm

ROCHER HERTEL & KLARHOEFER



This upholstered chic and compact dining chair can complement traditional and contemporary tables. Its shell, in reinforced techno polymer, serves as a seat, back, and arms, and has a design evocative of the cuts of a diamond. It is available in black, white, or argile with either matching lacquered or chromed steel feet.



Chair
H 33¼" W 20¼"
D 22½" SH 18"
H 85cm W 52cm
D 57cm SH 46cm

BOTTLE / GEOMETRY

Stool in black-stained solid mango-wood.



Dimensions
H 17" Ø 12"
H 45cm Ø 32cm



Dimensions
H 17" Ø 12"
H 45cm Ø 32cm

SALA PASCAL MOURGUE



Best-selling dining chair with an elegant upholstered seat. The steel mesh and springs in the seat and elastic webbing in the back, both covered with foam, provide outstanding comfort. Sala is available with multiple options for the base; all finished in brilliant chrome. This version of the chair is available with a circular or wire-mesh style base and square legs.



Chair with Square Legs
H 32¾" W 19¼"
D 21¾" SH 19"
H 83cm W 49cm
D 55cm SH 48cm



Chair with Circular Base
H 32¾" W 19¼"
D 21¾" SH 19"
H 83cm W 49cm
D 55cm SH 48cm



Chair with Wire-Mesh Base
H 32¾" W 19¼"
D 21¾" SH 19"
H 83cm W 49cm
D 55cm SH 48cm

FRENCH LINE DIDIER GOMEZ



This elegant chair is available with or without arms. The chair with arms has an upholstered seat and a low back. The model without arms is offered with a low or high back and is available with legs in ebony oak.



Chair with Low Back
H 33" W 18½"
D 21¼" SH 19"
H 84cm W 47cm
D 54cm SH 48cm



Chair with High Back
H 39¼" W 18½"
D 22½" SH 19"
H 100cm W 47cm
D 57cm SH 48cm



Chair with Arms
H 33" W 22¾"
D 22½" SH 19¼"
H 84cm W 58cm
D 57cm SH 49cm

ISO MARIE CHRISTINE DORNER



Having lived for extended periods in Tokyo and London, French designer Marie Christine Dorner is deeply concerned with the pure expression of form and materials. Case in point, the Iso collection's elegant lines depict volumes in solid ash wood, topped with cushions. Iso's welcoming armrests make it a discreet and elegant dining chair.



Chair with Arms
H 32" W 20¼"
D 20½" SH 19¼"
H 81cm W 51cm
D 52cm SH 49cm

FACETT R. & E. BOUROULLEC



This chair offers superb comfort and innovative aesthetics thanks to the Bultex® foam and quilted cover with matching or contrasting stitching available in a choice of five colors: ecru, anthracite, gray, red, and blue.



Chair
H 32" W 18"
D 22½" SH 19¼"
H 81cm W 46cm
D 57cm SH 49cm



Chair with Arms
H 32" W 26½"
D 23½" SH 19¼"
H 81cm W 67cm
D 60cm SH 49cm

ETTORIANO C. DONDOLI & M. POCCHI



Inspired by the foliage of autumn, Ettoreiano features an ergonomic and minimalist design. Covered in felt, the warmth of this material enhances the feeling of comfort provided by the welcoming curves of the enveloping seat. Offered as a chair and chair with arms, with a sleigh base in chromed or anthracite lacquered steel. Optional seat cushion is available with removable cover.



Chair
H 31½" W 18"
D 21¾" SH 18"
H 80cm W 46cm
D 55cm SH 46cm



Chair with Arms
H 32" W 25½"
D 21¾" SH 18"
H 81cm W 65cm
D 55cm SH 46cm

PAM C. DONDOLI & M. POCCHI



Available in walnut, dark brown or ebony-stained oak veneer, in opaque black or white, or translucent grenadine, blue, orange, green or crystal plastic, and in a variety of synderme leather colors.



Barstool in Plastic
H 35¼" W 15¾"
D 17" SH 31"
H 90cm W 40cm
D 43cm SH 79cm



Barstool in Wood
H 33¾" W 16"
D 17¼" SH 30¼"
H 86cm W 41cm
D 44cm SH 77cm



Barstool in Leather
H 34¼" W 17"
D 17¼" SH 30¾"
H 87cm W 43cm
D 44cm SH 78cm



Dimensions
H 25¼"/35" W 16¼"
D 17" SH 21¼"/31"
H 64/89cm W 42cm
D 43cm SH 54/79cm

CURULE PIERRE PAULIN



This re-edition of Pierre Paulin's 1980s design is available in walnut or black-stained solid beech with a matching soft full grain hide backrest. The chair folds in the center and is stamped with Paulin's signature on the lower rear part of the frame.



Dimensions
H 26½" W 22"
D 14" SH 17"
H 67cm W 56cm
D 36cm SH 43cm



VIK THIBAUT DESOMBRE

As with the Finn chair, Vik's wooden base achieves a successful balance between graceful looks and firm stability. Its very pure design enables it to fit into all types of interior. Very light and easy to move around thanks to the optional handle on the back. Its cover is fully removable for everyday practicality. Thibaut Desombre's design introduced in 2012 as a dining chair is now available as a barstool.



Barstool
H 40½" W 17½"
D 20½" SH 31½"
H 103cm W 45cm
D 52cm SH 80cm



Low-Back Barstool
H 34¾" W 17½"
D 20½" SH 25½"
H 88cm W 44cm
D 52cm SH 65cm

IKE STUDIO DREIMANN



This screw stool features a natural or black-stained oak seat and a very technical base with three legs in white or black lacquered steel. The strategically placed hole on the seat facilitates an easier carrying of the stool and allows for height adjustments.



Dimensions
H 16¼"/21¾"
Ø 11¾", H 41/55cm
Ø 30cm

LACE BENJAMIN GRAINDORGE

This very original footstool was created with a Japanese inspiration. Its strong and unique personality is expressed through its surprising ropes all around the base. Available in two sizes.



Large Ottoman
W 24½" D 12¼"
SH 16½"; W 62cm
D 31cm SH 42cm



Small Ottoman
W 17¾" D 9¾"
SH 16½"; W 45cm
D 25cm SH 42cm

VIK THIBAUT DESOMBRE



As with the Finn chair, Vik's wooden base achieves a successful balance between graceful looks and firm stability. Its very pure design enables it to fit into all types of interior. Very light and easy to move around thanks to the optional handle on the back. Its cover is fully removable for everyday practicality. Thibault Desombre's design introduced in 2012 as a dining chair is now available as a barstool.



Chair

H 33" W 17¼"
D 23¾" SH 19¾"
H 84cm W 45cm
D 58cm SH 50cm



Chair with Arms

H 33" W 23½"
D 22¾" S 19¾"
H 84cm W 60cm
D 58cm SH 50cm

UNBEAUMATIN QUAGLIO SIMONELLI



From the base to the backrest and the seat, the Unbeumatin chair has nothing but welcoming curves. Its flowing lines enable it to be transported anywhere, both outside as inside the house. The design of the Unbeumatin chair shows flexible and polished shapes where the material is treated with lightness. The soft seat rests on a black or white lacquered steel structure with enveloping mesh backrest.



Dimensions

H 32" W 22¾"
D 22" SH 19"
H 81cm W 58cm
D 56cm SH 48cm

CIMBO



The Cimba/Cimbo chairs were created in the spirit of classic armchairs of the 1950s. The round, enveloping back creates a welcoming environment for guests seated around a dinner table. Structure and base in solid beech wood with an anthracite-stained finish.



Dimensions

H 33" W 22"
D 23½" SH 19¾"
H 84cm W 56cm
D 60cm SH 50cm

PICCIONE C. DONDOLI & M. POCCHI



The Piccione chair features a highly resistant fabric on the seat back that is threaded onto the bent tubular steel structure, allowing for a perfect fit along its contours. The 3D mesh backing is seamless and slightly transparent, which provides great lightness to the armchair. Mesh available in a gray/anthracite mix or light-gray/medium-gray blend. Piccione is available with four legs or a central base finished in anthracite lacquer or brilliant chrome. Available with or without arms.



Chair

H 33¾" W 23½"
D 21" SH 19½"
H 86cm W 60cm
D 53cm SH 50cm



Swiveling Chair with Central Base

H 34" W 28¼"
D 28¼" SH 19¾"
H 86cm W 72cm
D 73cm SH 50cm

VIK 2 THIBAUT DESOMBRE



Stable and beautiful, Vik 2 is the ultimate in pure design. Comfort reigns supreme with its revamped seat and back cushion in a compound foam. Covered in multiple fabrics or colors, Vik 2 succeeds in the balancing act between refinement and comfort.



Chair

H 33" W 17¼"
D 22¾" SH 19¾"
H 84cm W 44cm
D 58cm SH 50cm



Chair with Arms

H 33" W 23½"
D 22¾" SH 19¾"
H 84cm W 60cm
D 58cm SH 50cm

TESSA C. DONDOLI & M. POCCHI



This chair will appeal to everyone looking for a chair with outstanding comfort and a unique style. Fully covered in undressed pigmented leather or Alcantara®, this welcoming chair is perfect for everyday use.



Dimensions

H 32¾" W 18"
D 22½" SH 18"
H 83cm W 46cm
D 57cm SH 46cm

CIMBA



The Cimba/Cimbo chairs were created in the spirit of classic armchairs of the 1950s. The round, enveloping back creates a welcoming environment for guests seated around a dinner table. Structure and base in solid beech wood with an anthracite-stained finish.



Dimensions

H 33" W 22"
D 23½" SH 19¾"
H 84cm W 56cm
D 60cm SH 50cm

PICCIONE C. DONDOLI & M. POCCHI



The Piccione chair features a highly resistant fabric on the seat back that is threaded onto the bent tubular steel structure, allowing for a perfect fit along its contours. The 3D mesh backing is seamless and slightly transparent, which provides great lightness to the armchair. Mesh available in a gray/anthracite mix or light-gray/medium-gray blend. Piccione is available with four legs or a central base finished in anthracite lacquer or brilliant chrome. Available with or without arms.



Chair with Arms

H 33¾" W 24½"
D 23" SH 19½"
H 86cm W 62cm
D 58cm SH 50cm



Chair with Arms and Central Base

H 35½" W 28¼"
D 28¼" SH 19¾"
H 85cm W 72cm
D 72cm SH 50cm

MOTUS THIBAUT DESOMBRE



Thibaut Desombre's design for the Motus chair is reminiscent of the Vik chair. The solid ash wood base creates a balance between assertive aesthetics and solid stability. Its design allows for optimal comfort with a high density foam covered back and seat. Available with ash wood feet or a swivelling central base with or without casters.



Chair

H 33" W 17½"
D 22¾" SH 19"
H 84cm W 44cm
D 58cm SH 48cm



Swivelling Chair

H 33½" W 28¼"
D 28¼" SH 19½"
H 85cm W 72cm
D 72cm SH 50cm



Chair with Casters

H 32¼" W 37½"
W 26¾" D 26¾"
SH 18/23¼"; H 82/95cm
W 93cm D 93cm
SH 46/59cm

PETRA C. DONDOLI & M. POCCHI



Elegant chair with a shell made from polyurethane and 4 aluminum legs covered in split leather, available in grey-beige, black, or pearl white.



Dimensions

H 32¾" W 16½"
D 20¼" SH 18"
H 83cm W 42cm
D 52cm SH 46cm

PERLUETTE LOUVRY & ANGIONI



Inspired by the ampersand symbol, Perluette's simple, tubular lines become two identical shapes that intertwine to create the frame. With a black lacquered steel structure, the chair is completed with a shell in American walnut veneered multi-ply.



Dimensions

H 31" W 21½"
D 21½" SH 17¼"
H 79cm W 55cm
D 55cm SH 44cm

JOA JORAN BRIAND



The stool consists of a textile cover, made of two geometric shells made of natural or anthracite-colored multilayer wood is inserted. Texture and shape of the seat cushion provide a comfortable seating area. At the point where the two shells meet, relieves a grip carrying around the stool.



Stool

W 19" D 14½"
SH 18"; W 48cm
D 37cm SH 46cm



FELT 2 DELO LINDO

Possibly a descendant of Michel Ducaroy's "Steady" chair from 1960, the Felt 2 is a new design from Delo Lindo—designers Fabien Cagani and Laurent Matras—who set out to produce an archetypal chair. The result is fashionable yet uncannily familiar. Available in two sizes with a matching footrest, the Felt 2 chair is made from black lacquered steel-reinforced molded beech plywood, with foam cushions.



Dimensions

H 33" W 17½"
D 21¾" SH 19"
H 84cm W 44cm
D 55cm SH 48cm

PAOLA C. DONDOLI & M. POCCHI



Stackable chair with brilliant chrome legs and a seat and back made of reinforced white technopolymer. Paola is also available in a version that is not stackable but has beautiful natural satin varnished solid ash legs.



Dimensions

H 32" W 17¾"/18"
D 20¾"/21" SH 18"
H 82cm W 45/46cm
D 53/54cm SH 46cm

SLIM CHAIR CLAUDIO DONDOLI AND MARCO POCCHI



True to its name, the Slim chair appears to have a uniform thickness, where the solid planes of the flat seat and slightly arching backrest are supported by delicate-looking legs. Designed by Claudio Dondoli and Marco Pocchi, the chair is available in anthracite, gray, or beige polyester. Not available in the Americas.



Dimensions

H 35" W 17¾"
D 21½" SH 17¾"
H 89cm W 45cm
D 55cm SH 45cm

ELSA FRANÇOIS BAUCHET



François Bauchet designed the Elsa chair in 2009. It is revisited in 2016 and enhanced with a wooden base in natural or anthracite-stained beech. Available with or without arms.



Chair

H 33¾" W 18¼"
D 21¾" SH 19"
H 85cm W 46cm
D 55cm SH 48cm



Chair with arms

H 33" W 20"
D 21" SH 19"
H 85cm W 52cm
D 55cm SH 48cm



Chair

H 33" W 18"
D 21" SH 19"
H 85cm W 46cm
D 55cm SH 48cm



Chair

H 33" W 18"
D 21" SH 19"
H 85cm W 46cm
D 55cm SH 48cm

TV PIERRE PAULIN



This re-edition of a classic 1950s chair respects the original design but makes it current with its larger proportions. Its comfort comes from the foam seat and Pullmaflex® suspension. The legs are available in matte black lacquered or brilliant chromed steel, as well as natural or stained ash wood. Removable cover.



Dimensions
H 32¾" W 19"
D 22½" SH 19"
H 83cm W 48cm
D 57cm SH 48cm

TV PIERRE PAULIN



This re-edition of a classic 1950s chair respects the original design but makes it current with its larger proportions. Its comfort comes from the foam seat and Pullmaflex® suspension. The legs are available in matte black lacquered or brilliant chromed steel, as well as natural or stained ash wood. Removable cover.



Dimensions
H 32¾" W 19"
D 22½" SH 19"
H 83cm W 48cm
D 57cm SH 48cm

YLIN MIGUEL SOEIRO

The Ylin is a cork seat that rotates on its axis. The cork is recycled and then compressed at a high density. When it is turned over, it becomes stackable.



Stool
Ø 13¾" H 17¾"
Ø 35cm H 45cm

CALIN PASCAL MOURGUE

Calin provides the tremendous comfort you would expect from a pillow. The cover of the seat is removable and washable. The chair is available with epoxy or black aluminum lacquered legs, or natural beech or anthracite-stained beech legs.



Dimensions
H 33¾" W 20"
D 22¾" SH 19"
H 86cm W 51cm
D 58cm SH 48cm



Dimensions
H 33¾" W 20"
D 22¾" SH 19"
H 86cm W 51cm
D 58cm SH 48cm

TADAO ERIC JOURDAN

Evocative of the American mid-century modernism à la George Nelson, the design of the central base is particularly characteristic of this era. The structure of the seat and back in molded beech multi-ply. Tadao is available with multiple options for the base, including beech wood legs in a natural or anthracite-stained finished. Available with or without arms.



Dimensions
H 32½" W 18¾"
D 20¾" SH 19"
H 83cm W 48cm
D 53cm SH 48cm



Chair with Arms
H 32½" W 23"
D 24¾" SH 19½"
H 83cm W 58cm
D 62cm SH 50cm



Swiveling Chair
H 32¾" W 28¼"
D 28¼" SH 19¼"
H 83cm W 72cm
D 72cm SH 49cm



Swiveling Chair with Casters
H 31½"/36½" W 26¾"
D 26¾" SH 18"/23"
H 80/93cm W 68cm
D 68cm SH 43/58cm

NEEL RÉMI BOUHANICHE

Neel is a stool and footstool made of black-stained ash wood with an inviting proportion that invites you to sit and put your feet up. The back doubles as a handle, making Neel easily transportable and full of whimsy.



Stool
H 23¼" W 19"
D 20½" SH 16¼"
H 59cm W 48cm
D 52cm SH 41cm



Ottoman
W 19" D 20½"
S 16¼", W 48cm
D 52cm S 41cm

LONG ISLAND N. NASRALLAH & C. HORNER

An upholstered dining chair with comfort and elegance at its forefront, Long Island is approachable and inviting. With a vast choice of upholstery and color options, this chair is a versatile crowd-pleaser. Legs are now available in brilliant or black lacquered chrome, as well as natural or anthracite-stained beech.



Dimensions
H 33" W 21¾"
D 21½" SH 19"
H 84cm W 55cm
D 55cm SH 49cm

BENDCHAIR PETER MALY



Dimensions
H 32¼" W 19"
D 20½" SH 19"
H 82cm W 48cm
D 52cm SH 48cm



Dimensions
H 32¼" W 19"
D 20½" SH 19"
H 82cm W 48cm
D 52cm SH 48cm

FINN THIBAUT DESOMBRE



Dimensions
H 34¾" W 15"
D 20" SH 18"
H 88cm W 38cm
D 51cm SH 46cm

PADDOCK DÉSORMEUX ET CARRETTE



Dimensions
H 32" W 20½"
D 20¾" SH 19"
H 81cm W 52cm
D 53cm SH 48cm

ILOT 2 AMAURY POUDRAY

High stool with a foam seat upholstered in Cloud fabric and clear varnished forged steel structure. Also available in made to order fabrics.



Dimensions
H 19" Ø 17"
H 50cm Ø 43cm

BENDCHAIR PETER MALY



Dimensions
H 32¼" W 19"
D 20½" SH 19"
H 82cm W 48cm
D 52cm SH 48cm



Dimensions
H 32¼" W 19"
D 20½" SH 19"
H 82cm W 48cm
D 52cm SH 48cm

CIRCA/CIRCO

Comfort in curves is the driving force behind the Circa and Circo chairs. The upholstered dining chairs start with rounded legs and work their way up to irresistibly inviting soft curved backs. Not available in the Americas.



Dimensions
H 32¾" W 20"
D 24" SH 20"
H 83cm W 51cm
D 61cm SH 51cm

ALSTER EMMANUEL DIETRICH

This chair combines innovative design, outstanding comfort and an impeccable finish. It is offered with three base options, all finished in brilliant chrome: an adjustable base on casters, a swivel base with a mechanism allowing it to pivot back to its initial position, and a sleigh base.



Chair with "Memory" System
H 32¾" W 24"
D 23¼" SH 18½"
H 82cm W 61cm
D 59cm SH 47cm



Chair on Casters
H 32"/37¼" W 27½"
D 27¼" SH 18¼"/23½"
H 81/95cm W 70cm
D 69cm SH 46/60cm

ILOT AMAURY POUDRAY

Low stool with a foam seat upholstered in Cloud fabric and clear varnished forged steel structure. Also available in made to order fabrics.



Dimensions
H 16¼" Ø 21¼"
H 41cm Ø 54cm



STYLIS- TIC INNO- VATION

« I love the idea that design plays a social role. » Michel Roset.

TEXTE
AXELLE CORTY

AT THE HEART OF THE FRENCH STYLE

"When we talk about comfort in a piece of furniture, we also talk about its visual comfort," repeats Michel Roset, Chief Creative Officer at Ligne Roset. The conquest of the level of comfort that has built our company's reputation was accompanied by an ambitious quest for aesthetics. "I like the idea that design has meaning, that it plays a social role," he adds. Since the 1960s, this conviction has given rise to several groups of bold designers, such as Memphis. These questions about the role of aesthetics are embedded into our creation process.

"This ambitious approach has won us recognition by museums. *Asmara*, a modular outdoor seat designed by **Bernard Govin** in 1966 and the *Ploum* sofa by **Ronan** and **Erwan Bouroullec** (2011), are part of the collections

displayed in the Museum of Decorative Arts in Paris. In the 1970s, the young publicist Jacques Séguéla created this premonitory slogan for Ligne Roset: "Designed to last more than fashion." The "Made in Bugey" - the name of the region where the company's headquarters and factories are located - furniture is manufactured to last for decades and their design goes beyond decoration trends. The brand knows how to be audacious, with creations like the asymmetrical *Confluences* seat by **Philippe Nigro** or the *Car Light* lamp by **Nathalie Dewez**, inspired by a car light. But Ligne Roset also masters the French decorative codes, updated to our times. For more than 20 years, the decorator **Didier Gomez** has created deliberately sober and elegant furniture for the brand, which relates easily to both Art Deco or Louis XVI furniture. This year, with its *Riga* seats, the designer **Éric Jourdan** delivers an ultra-contemporary reiteration of the Voltaire armchair.

In 2000, this common cultural heritage, combined with formal and technical innovation, brought together Ligne Roset and designer **Pierre Paulin**. Having gained international recognition for his layout of the private rooms of the Élysée for the Pompidou couple in 1971, he knew the history of the decorative arts like the back of his hand. Yet he was passionate about machines and innovative

materials. He had an obsession for foam padding and elastic fabric which was perfectly channeled in the Briord factory. There, he revisited his Élysée seats to create the models "*Pumpkin*" and "*Élysée*", as well as designing the *Anda* (2008) chair, reinterpreting his unforgettable *Mushroom* model of 1959. Gone in 2009, **Pierre Paulin** has since officially become a monument in the history of decorative arts. In 2016, a retrospective honored him at the Center Pompidou. In the art market, his creations are alive and kicking. Ligne Roset edited and re-edited some of them, with the complicity of the Paulin family, including the *TV* chair and the famous *Daybed* of 1953, or the *Curule* chair in beech or solid walnut, created in the 1980s, which reveals the designer's love for the tradition of cabinet-making. The Pompidous had commissioned him to embody their motto: "Change in continuity." His historical work at the Élysée represents the happy marriage of the French decorative tradition with aesthetic and industrial innovation. Ligne Roset, now the only large-scale manufacturer of furniture in France, carries his torch.

BEDS & WARD- ROBES

PETER MALY 2
PETER MALY







RUCHÉ
INGA SEMPÉ





ULTIME
PHILIPPE NIGRO

ENTRÈVES
MARIE CHRISTINE DORNER





ETHAN





ETHAN





DESDEMONE
N. NASRALLAH & C. HORNER



Along with our beds, we offer you a wide array of slats and mattresses tailored to your individual needs and developed in collaboration with renowned European manufacturers.

Only American sizes mattress available in North America.

Please note:

American Queen: 60" x 80"/153 x 203cm

American King: 76" x 80"/193 x 203cm

Sweet dreams!

SLATS

Frames of solid multi-ply beech wood, stained exclusively with eco-friendly linseed oil. Double slats of heavily laminated beech wood, secured in long-lasting elastic rubber mounts. Lowered shoulder zone promotes optimum circulation on in shoulders and neck, particularly for sleeping on your side. Adjustable mid-zone reinforcements allows slatted frame to be adapted to different body weights. Closer alignment of slats in target area increases load capacity. Slatted frames are available in two versions: fixed or adjustable (motorized at head and foot) and can be used in almost any bed. Overall height 2½" (6cm).

Fixed slats are available for different mattress sizes:

American Queen

American King

35" x 79"/90cm x 200cm

47" x 79"/120cm x 200cm

55" x 79"/140cm x 200cm

63" x 79"/160cm x 200cm

71" x 79"/180cm x 200cm

Adjustable slats are available for different mattress sizes: (Not available in the Americas)

35" x 79"/90cm x 200cm

63" x 79"/160cm x 200cm

71" x 79"/180cm x 200cm

MATTRESSES

Bultex® Core: High resilience Bultex® polyurethane foam, 37 kg/m³ density. Cover: padded, composed of 30% viscose / 64% polyester / 6% elastane, treated with HealthGuard™ (antifungal and antibacterial treatment), dry clean only. Made w/o HCFCs. Overall height: 6¼" (16cm).

The Bultex® mattresses are available in different sizes:

American Queen

American King

35" x 79"/90cm x 200cm

47" x 79"/120cm x 200cm

55" x 79"/140cm x 200cm

63" x 79"/160cm x 200cm

71" x 79"/180cm x 200cm

Bultex® Sensus Core: 4¾" (12cm) thick Bultex® polyurethane foam and 2¼" (7cm) thick upper viscoelastic foam (innovative memory foam, particularly flexible, minimum pressure on the body, greatly improves circulation). Cover: 30% viscose / 64% polyester / 6% elastane, fire-retardant, treated with HealthGuard™ (antifungal and antibacterial treatment). Made w/o HCFCs. Overall height: 7¾" (20cm).

The Bultex® Sensus mattresses are available in different sizes:

American Queen

American King

63" x 79"/160cm x 200cm

71" x 79"/180cm x 200cm

Bultex® Sensus Superior Core: Thin 3D aerated polyester weave. Lower layer: 4"-5" (10-13cm) thick CMHR Bultex® polyurethane foam. Upper layer: 3½"-4½" (9-11cm) thick upper viscoelastic foam (innovative memory foam, particularly flexible, minimum pressure on the body, greatly improves circulation). Cover: 64% polyester, 30% viscose and 6% elastane. Overall height: 9" (23cm).

The Bultex® Sensus Superior mattresses are available in different sizes:

American Queen

American King

63" x 79"/160cm x 200cm

71" x 79"/180cm x 200cm

Mattress Topper Core: Duck filling, 90% feather and 10% down. Cover: 100% anti-stain and anti-bacterial treated cotton. Large elastic bands at the corners.

The mattress topper is available for mattresses of different sizes:

American Queen

American King

35" x 79"/90cm x 200cm

63" x 79"/160cm x 200cm

71" x 79"/180cm x 200cm



PETER MALY 2 PETER MALY

A new edition of the Ligne Roset bed that has been a bestseller for more than two decades, Peter Maly 2 is a streamlined and timeless platform bed that quietly demands attention. The juxtaposition of a soft mattress and linen with straight horizontal planes creates the perfect visual balance. The pillow and headboard cushions slide freely around the bed frame, allowing for a complete customization of the frame. Cylindrical feet available in two heights and with matte black lacquered steel plate.

American Queen or King Frame

H 32"/33¾" W 76½"/92½" D 96½" SH 14½"/16½"; H 81/86cm W 194/235cm D 245cm SH 37/42cm

Frame for 160 x 200 or 180 x 200

H 31¾"/33¾" W 79½"/87½" D 95¼" SH 14½"/16½"; H 81/86cm W 202/222cm D 242cm SH 37/42cm



ANNA CHRISTIAN WERNER

Christian Werner's Anna bed was introduced in 2002. This warm and inviting bed has an upholstered and detachable headboard with decorative topstitching for a tailored appearance, integrated slatted support structure, and Bultex® foam suspension. A slipover back cover may be ordered in any available fabric from the collection.

American Queen or King Frame

H 30¾"/32¼" W 60"/76" D 88"; H 78/82cm W 153/193cm D 223cm

Frame for 140 x 200, 160 x 200 or 180 x 200

H 30¾"/32¼" W 55"/63"/70¾" D 86½"; H 78/82cm W 140/160/180cm D 220cm



RUCHÉ INGA SEMPÉ

This bed is available with either a high foot/high headboard or low foot/low headboard combination, in American Queen and King sizes. Each version is supported by a thin frame in varnished natural-, anthracite-, or red-stained beech, with the signature ruched stitching along the frame and headboard. Thick mattresses are recommended to maximize comfort.

American Queen/King with Low Feet/Headboard

H 33½" W 67"/83" L 93¾" SH 10¾"; H 85cm W 171/211cm L 238cm SH 27cm

American Queen/King with High Feet/Headboard

H 43¼" W 67"/83" L 93¾" SH 16½"; H 110cm W 171/211cm L 238cm SH 42cm



DESEMONE N. NASRALLAH & C. HORNER

Designers Nada Nasrallah and Christian Horner were invited to rethink the bed, as much in terms of its function as its use. The Desdemone's upholstered base is evocative of a shell: it is an invitation to read, to watch TV or even write. The continuity of lines between the headboard and the base confers great visual lightness. Available with a high or low upholstered headboard. In the case of the high headboard, the bed becomes a cocoon, offering protection and serenity, the ideal retreat for a perfect night's sleep. Wood or metal feet available.

American Queen/King with High Feet/Headboard

H 43" W 71"/87" L 94½" SH 7¼"; H 109cm W 180/221cm L 240cm SH 18cm



DESEMONE N. NASRALLAH & C. HORNER

Designers Nada Nasrallah and Christian Horner were invited to rethink the bed, as much in terms of its function as its use. The Desdemone's upholstered base is evocative of a shell: it is an invitation to read, to watch TV or even write. The continuity of lines between the headboard and the base confers great visual lightness. Available with a high or low upholstered headboard. In the case of the high headboard, the bed becomes a cocoon, offering protection and serenity, the ideal retreat for a perfect night's sleep. Wood or metal feet available.

American Queen/King with Low Feet/Headboard

H 30½" W 71"/87" L 94½" SH 7¼"; H 77cm W 180/221cm L 240cm SH 18cm



ULTIME PHILIPPE NIGRO

With Ultime, Philippe Nigro designed a welcoming bed which promises great comfort. The generosity of the headboard padded in foam and quilted with a polyester layer underlined by its horizontal pulling points, invites the user to lean back. The periphery of the headboard draws a very soft curve that extends along the bed frame design, also lined with upholstered foam. The Ultime bed is suitable for use with all types of covering material: fabrics, microfibers, and leathers.

American Queen or King Frame

H 35"/37" W 64"/80" L 89" SH 9"/11"; H 90/95cm W 164/205cm L 228cm SH 24/29cm



RUCHÉ INGA SEMPÉ

This bed is available with either a high foot/high headboard or low foot/low headboard combination, in American Queen and King sizes. Each version is supported by a thin frame in varnished natural-, anthracite-, or red-stained beech, with the signature ruched stitching along the frame and headboard. Thick mattresses are recommended to maximize comfort.

American Queen/King with Low Feet/Headboard

H 33½" W 67"/83" L 93¾" SH 10¾"; H 85cm W 171/211cm L 238cm SH 27cm

American Queen/King with High Feet/Headboard

H 43¾" W 67"/83" L 93¾" SH 16½"; H 110cm W 171/211cm L 238cm SH 42cm



TRAVEL STUDIO PAGONN & PELHAÏTRE

This trundle bed has been created to satisfy young people or those living in small apartments. Available in white laminate and mounted on casters for easy movement. It is offered in two widths and either with an occasional bed in white or ribbed laminate measuring 35½" x 78¾" (90cm x 200cm) or with a white laminate drawer providing substantial storage space. The feet of the occasional bed spring up automatically when lifted, bringing both mattresses to the same level.

Dimensions

H 19¼" W 38¼"/50" L 83½"; H 49cm W 97/127cm L 212cm



NADOR

Drawing its inspiration from high-end hotels, Nador provides sumptuous comfort and softness. The tufted headboard, with stitching or buttons, and the upholstered frame further emphasize this luxurious feel. The headboard is available in two heights, each available in two widths, and can be upholstered in a vast range of fabrics and colors. A mattress topper filled with duck feather and down, may be used for an even more relaxing experience.

Low Headboard

H 33¾"/35¾" W 79¼"/87" T 4"; H 86/91cm W 201/221cm T 10cm

High Headboard

H 49½"/51½" W 85½"/113" T 4"; H 126/131cm W 217/287cm T 10cm

American Queen or King Frame

H 11¾" W 60"/76" D 80"; H 30cm W 153/193cm D 203cm

Frame for 160 x 200 or 180 x 200

H 11¾" W 69¼"/77" D 83½"; H 30cm W 176/196cm D 212cm



ETHAN

A modular storage system featuring a choice of three heights and single or double-width bays. With an enriched aesthetic, Ethan is available with a satin white or pearl gray lacquered door and brushed smoked-effect anodized aluminum frame and handles. Added to the usual interior fittings are dividing chests, jewelry chests, vertical LED lighting, hangers, anthracite leather-look fabric boxes and new gunmetal-lacquered rectangular hanging rails.

Dimensions

H 91"/102" D 23"; H 231/260cm D 60cm Custom Width



TARMAC D. ZIMMER & B. HESS

Tarmac wardrobes can be created by placing units adjacent to one another or a configuration can consist of combinations of various elements arranged in an unstructured, airy fashion. Open chests and lateral hanging rails make it possible to make active use of all parts of chests, including sides. The concept of the 'through hanging rail' is particularly attractive for the bedroom: it passes from piece to piece through a metal eyelet that echoes the design of the handles. Because improvisation out of necessity is the idea behind Tarmac, additions to units can be made over time as the need becomes apparent.

Dimensions

H 82¾" W 153½" D 24½"; H 205cm W 390cm D 62cm



LUMEO PETER MALY

The Lumeo collection offers the amenities and the elegance of a five-star hotel suite thanks to its extensive number of matching elements. This modular wardrobe system features a customizable width. Its signature feature is the alternating grain on the square wood panels. It is offered in ebony stained oak veneer or white, mastic, or argile lacquer with aluminum lacquer details.

Dimensions

H 92½" W 156¾" D 24½"; H 235cm W 347cm D 62cm



EVERYWHERE CHRISTIAN WERNER

The Everywhere wardrobes feature one bottom drawer and are offered with one or two aluminum-framed milk glass doors. They are equipped with shelves and/or a hanging rail. The structure is available in pure white lacquer.

2-Door Wardrobe

H 71½" W 47¼" D 24½"; H 182cm W 120cm D 62cm



ENTRÈVES CHRISTIAN WERNER

A chest of drawers that can take center stage in any space. Entreves are just as pleasant when viewed from the back or side as they are face-on: the rear screen, in wood or lacquer, is just as interesting to look at as the curves of the drawers. Available in veneered cherry, smoked oak or satin lacquered in white, argile, plomb or blue nuit. The bedside table is completed with a bronze lacquer perforated metal top level above two lacquered trays.

Sideboard Unit - Left
 H 33½" W 43¼" D 19¾"; H 85cm W 110cm D 50cm
Sideboard Unit - Right
 H 33½" W 43¼" D 19¾"; H 85cm W 110cm D 50cm

CHARMOTTE LEE WEST

Natural materials and soft lines and colors are the calling cards of the Charmotte three woven wicker baskets. Soft storage by Lee West doubles as a warm design accent.



EVERYWHERE CHRISTIAN WERNER

The elements of Everywhere give a flexible system, which adapts perfectly to the respective housing situation. Available in various lacquer finishes with matte or glossy chromium plated as well as varnished feet. The new cupboards and chests of drawers on feet are also available in night blue or pearl gray. They blend very elegantly into many bedrooms.

Dimensions
 H 32" W 47" D 17"; H 83cm W 120cm D 44cm



EVERYWHERE CHRISTIAN WERNER

The elements of Everywhere give a flexible system, which adapts perfectly to the respective housing situation. Available in various lacquer finishes with matte or glossy chromium plated as well as varnished feet. The new cupboards and chests of drawers on feet are also available in night blue or pearl gray. They blend very elegantly into many bedrooms.

Dimensions
 H 49"/60¼" W 35¼" D 17¼"; H 124/153cm W 90cm D 44cm

HOME OFFICE

OSI
MARIE CHRISTINE DÖRNER







URSULINE
PIERRE PAULIN



OSI

A small desk designed with function and form working hand in hand, Osi takes visual cues from Japanese minimalism while developing a highly-functional constructive geometry. Osi is a desk, bookcase, with a document storage locker under the worktop and a large space to store books in the back. Diverse functions converge for a stunningly simple design.

Dimensions

H 29½" W 51¼" D 29¼" ; H 75cm W 130cm D 74cm



LE SECRÉTAIRE MURAL PIERRE PAULIN

Le Secrétaire Mural is among the now-classic pieces from Pierre Paulin's debut collection from 1953. Like the other Nordic-inspired designs in the "Ideal Apartment" exhibition, the understated piece simply works as intended. The wall-mounted desk comes in varnished cherry wood, with additional options for the fold-down desk.

Dimensions

H 17¾" W 25¼" D 10¼"/23½" ; H 45cm W 64cm D 26cm/59cm



LE SECRÉTAIRE MURAL PIERRE PAULIN

Le Secrétaire Mural is among the now-classic pieces from Pierre Paulin's debut collection from 1953. Like the other Nordic-inspired designs in the "Ideal Apartment" exhibition, the understated piece simply works as intended. The wall-mounted desk comes in varnished cherry wood, with additional options for the fold-down desk.

Dimensions

H 17¾" W 25¼" D 10¼"/23½" ; H 45cm W 64cm D 26cm/59cm



REWRITE GAMFRATESI

This cocoon-like desk is both beautiful and functional. Its thick wool material is perfect for ensuring concentration and intimacy. The desk is composed of solid walnut legs, a walnut veneered top with slit in the back for use as a cable port, and a small white-lacquered steel storage chest beneath. The round shell combines fiber glass, foam, and Divina wool for sound absorption. The Divina wool is available in multiple colors.

Dimensions

H 58¼" W 39¾" D 29½" ; H 148cm W 101cm D 75cm



KOYA MARIE CHRISTINE DORNER

This writing desk is designed to be a refuge, with the outline of a hutch and rectangular textile screens offering both privacy and a peek-a-boo effect. Designed by Marie Christine Dorner, its architectural structure serves as a kind of a room-in-a-room. Two vertical masts are made from solid ash wood with decorative pattern; the biggest one has a sculpted bird above it.

Dimensions
H 70½" W 47¼" D 25½"; H 179cm W 120cm D 65cm



WALL FIGURE FRÉDÉRIC RUYANT

This unique desk/console makes working a special experience. The black-lacquered steel base is contrasted beautifully by the warmth and grain of the walnut veneered top. Also is available as a wall-mounted chest, which may be purchased separately but ideally serves as complimentary storage space.

Desk H 38¾" W 39¼" D 13¾"/24"; H 99cm W 100cm D 35/61cm
Wall-Mounted Chest H 10¾" W 39¼" D 7¾"; H 27cm W 100cm D 20cm



POM'S JULIE PFLIGERSDORFFER

Elegant yet practical small desk with a convertible cover. Available in American walnut veneer or satin white MDF lacquered with a brilliant chromed steel base. The desk is detailed with a right drawer lined in black or grey leather respectively.

Dimensions
H 33" W 22¾" D 19¾"/22¾"; H 84cm W 58cm D 50/58cm

NUBO GAMFRATESI

Nubo is a small decorative wall element that offers a functional working area. When open, it features a cable port for small laptops or tablets and a bar to hold documents. The structure is available in natural-varnished bent solid oak. The external face of this work surface is covered with foam and upholstered with Divina wool in your choice of color.



Dimensions
H 21¾" W 31½" D 5½"/24½"; H 55cm W 80cm D 14/62cm



HYANNIS PORT ERIC JOURDAN

This sleek and functional secretary is well equipped with drawers, niches, and shelves for optimal storage. The brilliant chrome base and gloss white lacquer finish bring a touch of elegance to this workspace.

Dimensions
H 59½" W 31½" D 19¾"; H 150cm W 80cm D 50cm



HYANNIS PORT ERIC JOURDAN

Elegant desk with distinctive features including rounded back corners, a milk glass top, a central drawer, and a brilliant chrome base. The file cabinet with two drawers and a milk glass top is designed to complement the Hyannis Port desk. The bottom drawer can be equipped with rails for hanging files.

Desk H 29½" W 63" D 28¼"; H 75cm W 160cm D 72cm
File Cabinet H 21¼" W 19¾" D 19"; H 54cm W 50cm D 48cm



POM'S JULIE PFLIGERSDORFFER

Elegant yet practical small desk with a convertible cover. Available in American walnut veneer or satin white lacquered MDF with a brilliant chromed steel base. The desk is detailed with a right drawer lined in black or grey leather respectively.

Dimensions
H 33" W 22¾" D 19¾"/22¾"; H 84cm W 58cm D 50/58cm



HELLOBYE MARION STEINMETZ

A multifunctional table with a simple design, Hellobye transforms from an elegant console when closed to a contemporary dressing table when opened revealing a mirror on the underside of its top. Black stained ash veneer and black lacquered legs add to the understated elegance of this beauty.

Dimensions
H 46½" W 39¼" D 17¼"; H 118cm W 100cm D 44cm



TANIS PIERRE PAULIN

Re-release of a classic model from the 1950s with a minimalist and functional design. The desk top is offered in white or black Fenix laminate with two drawers in walnut veneer. Base is available in black, white lacquer, and aluminum finish.

Dimensions
H 29¼" W 51¼" D 23½"; H 74cm W 130cm D 60cm



URSULINE PIERRE PAULIN

The femininity of Ursuline comes from its cross-shaped base and the soft curves of the desktop. The desk offers storage niches of various sizes. The top is available in walnut veneer or white lacquer and paired with a satin brown or white lacquered steel base respectively. Matching niches.

Dimensions
H 35½" W 47¼" D 25½"; H 90cm W 120cm D 65cm



EVERYWHERE CHRISTIAN WERNER

This large desk combines a rectangular desktop and a low chest that can be placed to the right or left. The chest can be equipped with hanging files or media inserts. It is offered in argile and pure or gloss white lacquer.


Desk Top H 29¼" W 67" D 31½"; H 74cm W 170cm D 80cm
Chest H 19½" W 35½" D 21¼"; H 50cm W 90cm D 54cm



EVERYWHERE CHRISTIAN WERNER

This distinctive desk features a pivoting oval top attached to a chest that can be placed to the right or left and equipped with hanging file rails or media inserts. Available in argile, and pure or gloss white lacquer.

Desk Top H 29¼" W 34¾" L 59"; H 74cm W 88cm L 150cm
Chest H 19½" W 35½" D 21¼"; H 50cm W 90cm D 54cm



TEOFFICE MARC BERTHIER

Teoffice is a series of three tables and desks that maintain clean lines with robust materials. This refined office desk features a top in white or black laminate with matching edges. The table top is equipped with 2 cable ports: one with 4 USB ports to connect directly to a PC and a second elongated one for cables.

Dimensions
H 29¼" W 62¼" D 31"; H 74cm W 158cm D 79cm



MATEODESK MARC BERTHIER

Mateo is a series of three tables and desks that maintain clean lines with robust materials. This small home office design with a two-tiered top is composed of a tabletop and niches, available with two optional drawers in lacquered aluminum. The top is available in either natural oak veneer or in black or white laminate with natural oak veneer edges.

Dimensions
H 32¾" W 44¼" D 29½"; H 83cm W 112cm D 75cm



INSIDE WORLD NOÉ DUCHAUFOUR-LAWRANCE

This U-shaped desk takes up little space with its minimal lines. Its thoughtful design allows for both intimate workspace and a clean silhouette. The foundation of the desk is made of anthracite-stained solid oak while the back is clad in foam and covered in Divina fabric. The drawer is made of anthracite-stained solid oak and its base is covered in matching Divina.

Dimensions
H 33¾" W 54" D 25"; H 85cm W 137cm D 64cm



LITHO THIBAUT DESOMBRE

Desk with a lacquered top to the right and an oak veneer drawer to the left. The inclined feet in solid oak bring a touch of elegance. A matte chromed crossbar in the rear reinforces the desk. Available in natural or black-stained oak with a top in satin white, mustard, ranger, or caramel lacquer.

Dimensions
H 30¾" W 51¼" D 24"; H 78cm W 130cm D 61cm

LIGHT- ING



CINÉTIQUE
MARTIN HIRTH







OUVERTURE PHILIPPE DANEY

Adjustable floor lamp with base and stem in satin white or black lacquered steel with matching chintz shade.

Dimensions
H 78"/79½" W 52¼"/105½" D 25¾"
H 198/202cm W 133/268cm D 66cm



BUL

Large adjustable lamp that offers two positions: the angled stem can be raised, transforming the reading lamp into a floor lamp. Its structure can be satin black lacquered metal with a black cotton shade or satin white lacquered metal with white opal chintz shade. Comes with a foot switch.

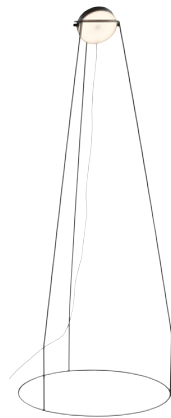
Dimensions
H 57"/72¾" D 73¼" Ø 25½"
H 145/185cm D 186cm Ø 65cm



DIMENSIONS T. DESOMBRE

This adjustable floor lamp features a black or white lacquered metal base, a brilliant chrome pull-out stem, and a round cotton shade with a black or white exterior and white interior.

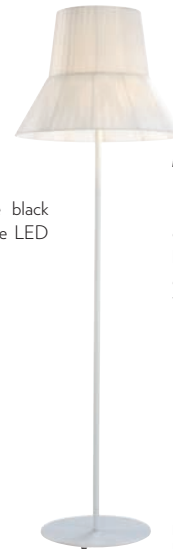
Dimensions
H 78¾"/89¾" Ø 18¾" D 49½"/94½"
H 200/228cm W 48cm D 126/240cm



LAMP 06 NATHALIE DEWEZ

Reading light in Epoxy ribbed matte black lacquered metal wire Ø 5 mm rotatable LED module. Cable and foot switch black.


Dimensions
H 45" Ø 19"; H 116cm Ø 49cm



AUDREY STUDIO CATOIR

Floor or suspended lamp with pleated ivory colored shade. Satin white lacquered steel base. Floor lamp is equipped with a foot-operated dimmer and manual switch. Transparent cable and dimmer.

Dimensions
H 74¼" Ø 23¾"; H 189cm Ø 60cm



SOLVEIG AVRIL DE PASTRE

This distinct floor lamp has a sheet steel shade with a gloss white-lacquered exterior and interior. It is connected to the base by a magnet, which enables easy modification of the reflector's angle. Base in black lacquered steel, fitted with gliders for easy movement.

Dimensions
H 76¾" W 27½" D 27½"; H 195cm W 70cm D 70cm



TRÉPIED NORMAL STUDIO

Lamp with satin white or black epoxy lacquered steel reflectors in stamped aluminum on the outside and anodized on inside. The 3 reflectors are magnetic and can be positioned and freely oriented along the length of the pole. Fitted with a textile cord and a foot dimmer. This multi-luminaire lamp, named for its straightforward tripod base, is now available in a wall-mounted and suspension versions.

Floor Lamp
H 82¾" W 18½" D 18½"; H 210cm W 47cm D 47cm
Hanging Lamp
H 7¾" W 59" D 15¾"; H 20cm W 150cm D 40cm
Wall Lamp
H 39½" W 7¾" D 8¼"; H 100cm W 20cm D 21cm



BLOOM HIROSHI KAWANO

Unique hanging lamp made from cut and interwoven foam rings in white or black with metal cable in matching color. Bloom comes with an energy-saving bulb that emits soft light and minimal heat.

Small Lamp
H 72¾" Ø 21¾"; H 185cm Ø 55cm
Large Lamp
H 100½" Ø 31½"; H 255cm Ø 80cm
Floor lamp
H 72¾" W 66¼" D 21¾"
H 185cm W 168cm D 55cm



CALCITE ROMAIN VOULET

The Calcite lighting collection combines technology and stoneware in an attractive design. The elegance of the white Carrara marble is highlighted by the structure in epoxy black lacquered steel. Calcite is available as a floor lamp or hanging lamp.

Dimensions
H 62½" Ø 7"; H 159cm Ø 18cm



PASCAL MOURGUE P. MOURGUE

Table, reading, or bedside lamp. The base is available for most styles in brilliant chromed steel with a black or white cotton shade or in white or red lacquer with a matching silk shade. Also available with a base in copper plated steel and PVC shade.

Bedside Lamp
H 19" Ø 4¾"; H 48cm Ø 12cm
Reading Lamp
H 67" Ø 17¾"; H 170cm Ø 45cm
Table Lamp
H 31½" Ø 9"; H 80cm Ø 23cm



PASCAL MOURGUE P. MOURGUE

Table, reading, or bedside lamp. The base is available for most styles in brilliant chromed steel with a black or white cotton shade or in white or red lacquer with a matching silk shade.

Bedside Lamp
H 19" Ø 4¾"; H 48cm Ø 12cm
Reading Lamp
H 67" Ø 17¾"; H 170cm Ø 45cm
Floor Lamp
H 78" Ø 17¾"; H 198cm Ø 45cm



HEADLIGHT LARA GRAND

Lamp with a black-lacquered steel structure, round plate with adjustable Plexiglas light diffuser and black textile cord.

Dimensions
H 71¼" Ø 11¾"; H 181cm Ø 30cm



SAM

This floor lamp radiates thanks to a fluorescent light behind the column and a halogen light on top. It is offered with a column either lacquered white or black or made of aluminum. All finishes can be paired with a full-length mirror on front.

Dimensions
H 71¾" W 14¾" D 9¾"; H 182cm W 36cm D 25cm



CINÉTIQUE MARTIN HIRTH

A truly mobile sculpture with a constantly changing appearance. With an articulated system of beams and counterweights that allows for multiple positions, the lamp can offer direct or indirect lighting. Base, stem and counterbalance in satin black lacquered steel.


Dimensions
H 91" W 67" : H 231cm W 170cm



MAMA THIBAUT DESOMBRE

This popular floor lamp comes with a solid concrete base and an extendable brilliant chromed steel stem. Available with a shade made of white chintz or black cotton.

Dimensions
H 64½"/78¾" W 26¾"/69¾" D 15¾"
H 164/200cm W 67/177cm D 40cm



SQUARE PASCAL MOURGUE

Clean and elegant floor lamp and reading light. The composite fabric lampshade and the base in the shape of a cross are the crux of the originality of the lamps. Available in charcoal grey or white.

Floor lamp
H 65" W 15¾" D 15¾"; H 165cm W 40cm D 40cm
Reading lamp
H 53¼" W 13¾" D 13¾"; H 135cm W 35cm D 35cm



SPILLA PASCAL MOURGUE

Spilla, designed by Pascal Mourgue, is the embodiment of refinement in simplicity of design and manufacturing. A lacquered metal frame is topped with a delicate white chintz shade. Also available with a brass-plated steel structure and matching shade.

Floor Lamp
H 69" W 16¼" D 13¾"; H 175cm W 41cm D 35cm
Reading Lamp
H 59" W 16¼" D 13¾"; H 150cm W 41cm D 35cm



LA CHINOISE PASCAL MOURGUE

Height-adjustable floor lamp with a chrome base and stem. The adjustable white shade can pivot from a horizontal to a vertical position.

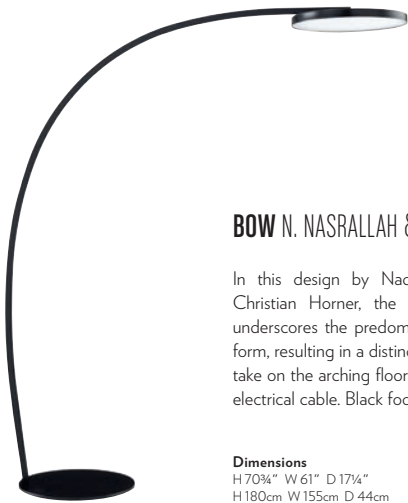
Dimensions
H 62"/71¾" Ø 23½"; H 158/183cm Ø 60cm



PEYE NUMÉRO111

Peye is an oversized floor lamp whose striking volume serves as a focal point in any room, creating both atmosphere and dimension. It has a solid wood post with a shapely lamp shade whose white interior contrasts its all-grey exterior. LED strips are arranged around the inside of the shade opening.

Dimensions
H 74" W 31½" D 37½"; H 188cm W 80cm D 95cm



BOW N. NASRALLAH & C. HORNER

In this design by Nada Nasrallah and Christian Horner, the thin LED shade underscores the predominantly curvilinear form, resulting in a distinctly contemporary take on the arching floor lamp. Black PVC electrical cable. Black foot dimmer.

Dimensions
H 70¾" W 61" D 17¼"
H 180cm W 155cm D 44cm



AMIS DE JEAN GABRIELA CHICHERIO

Wall lamp and floor lamp with a black lacquered steel structure and directional base and a black lacquered aluminum shade.

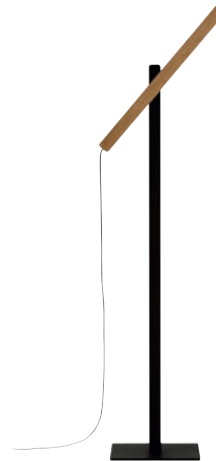
Wall Lamp
H 22¾" Ø 7¾" D 5¼"
H 58cm Ø 20cm D 138cm
Floor Lamp
H 72½" W 30¾" D 12½"
H 184cm W 78cm D 32cm



BAROQUE NATHAN YONG

Singaporean industrial designer Nathan Yong's Baroque reading lamp is a playful riff on a lamppost, topped with an incandescent bulb. Composed of a stack of gloss black or matte black-lacquered turned wood, the shaft includes a copper-plated steel piece, while the base is finished in black epoxy lacquer.

Dimensions
H 53½" Ø 11½"
H 136cm Ø 29cm



ADAMAS HEKLA

Hekla achieved the ultra-minimal aesthetic of this desk/reading lamp thanks to a magnetic attachment point, which allows for articulation without a traditional hinge or joint. Stem in matte black lacquered steel. Black electrical cable and foot switch.

Dimensions
H 51" / 65" W 23¾" D 6¾"
H 130cm / 165cm W 60cm D 17cm



NAJA PHILIPPE MOINE

Unique reading lamp with a laser cut stainless steel structure that allows it to be bent into an arc as if it were a supple material. Black electrical cable and foot switch.

Dimensions
H 63/82" W 39¼" D 13¾"
H 160/208cm W 100cm D 35cm



ECLOSION IRIS DELVALLE

Designer Iris Delvalle likens this floor lamp to a theater projector. Featuring an articulating shade of long pine slats, the amount of light from the vertical fluorescent tube can be adjusted by unfurling the tambour-like shade.

Dimensions
H 63" Ø 6¼"
H 160cm Ø 16cm



BRASS BELL PATRICK ZULAUF

The sobriety of the black lacquered stem of the Brass Bell reading light enhances the golden brass finish of the borosilicate glass shade. The shade of the reading light is directional (low/high and 360° rotation), enabling one to direct the light source towards the user. Black PVC cable and foot switch.

Reading Lamp
H 58½" W 11¾" D 6¼"; H 148cm W 30cm D 16cm
3-Shade Hanging Lamp
H 71" W 30" D 6"; H 183cm W 78cm D 17cm



SPOK THIBAUT DESOMBRE

Like an essential piece of architecture, Desombre created a harmonious union of wood and metal. Spok is the refined expression of a variable geometry that allows you to play with light as desired. The telescoping matte black epoxy lacquered metal tube and shade are attached to a natural beech rod with a matte clear varnish.

Dimensions
H 87" W 61" D 15"; H 222cm W 156cm D 40cm



SITAR CHRISTIAN WERNER

The Sitar lamp is based on the rounded and organic shapes of the 60's. Inspired by the precious materials often used in making a sitar, the mushroom cap lampshade and luxurious base have a superb depth and brilliance in their deep black hue. The noir lacquered mouth blown glass shade and base are paired with a black lacquered steel stem.

Dimensions
H 12" Ø 11"; H 32cm Ø 28cm



CIL BENJAMIN FAURE

Cil is like a delicate stroke whose end is distinguished by a luminous halo. It can be used as a floor lamp or a wall lamp. The light at the top of the lamp gives off pleasant, indirect lighting. Available in white, black, or argile.

Dimensions
H 81" W 9½" D 9"; H 206cm W 24cm D 23cm



ATELIER NICK RENNIE

Floor lamp, featuring a cast aluminum wheel system for lowering and raising the light bulb, which can also be rotated 360°. Base in satin black lacquer.

Dimensions
H 71" D 15"; H 180cm D 38cm



LUMIERE NOIRE PHILIPPE NIGRO

A discreet lamp available in floor and wall versions, this design by Philippe Nigro allows for adjustable lighting focus. Designed to be nearly invisible, Lumiere Noire makes an impact without demanding the spotlight.

Wall Lamp
H 10¾" W 6¼" D 12½"; H 27cm W 16cm D 32cm
Floor Lamp
H 78¾" Ø 14½"; H 200cm Ø 37cm



SKIA VINCENT TORDJMAN

Designer Vincent Tordjman focused on the intangible dimensions of the Skia floor lamp first and the form followed. By using a reflective screen in this unique design, the light is reflected in opposite directions which creates a striking visual effect. A steel base and stem are finished in plomb lacquer and topped with a reflector in iridescent Epoxy white lacquered steel. Black electrical cable and foot-operated switch.

Dimensions
H 78" W 17¼" D 19"; H 198 cm W 48 cm D 44 cm



NANI FRÉDÉRIC SOFIA

The Nani lamps provide subtle illumination to any room. However, upon a second glance, a humorous touch is revealed from the slightly slanted lampshade, like a hat tilted by a mischievous gust of wind. Stem in solid beech wood and white opaline mouth-blown glass shade. White PVC electrical cable and foot switch.

Floor Lamp
H 67" Ø 13½"; H 170cm Ø 34cm
Table Lamp
H 23" Ø 8"; H 60cm Ø 22cm



DURHAM ERIC JOURDAN

Inspired by the 50s, the Durham lamp combines a Tuscan-stone base and brush stainless steel stem with a satin opal mouth-blown glass shade. Anthracite-gray electrical cable. Black foot switch.

Dimensions
H 70¾" W 18¾" D 18¾"; H 180cm W 48cm D 48cm

ONDULE CHAPE&MACHE



Ondule is a table lamp with an undulating silhouette that, by winding on surfaces and guiding the light, creates a contrast between its radiance and the objects it illuminates. Its form is an experiment on copper tubes resulting in an asymmetrical geometry and flexible usability.

Dimensions
H 13" W 15" D 6"; H 33cm W 38cm D 17cm

MISS MARBLE FABIEN DUMAS



This all-white desk lamp by designer Fabien Dumas is perfect down to its smallest detail: The hemispherical shade rotates 340°, arcing away from the marble counterweight on a white lacquered steel frame.

Dimensions
H 27" W 23" D 10"; H 68cm W 59cm D 26cm

CHICA-BOUM NUMÉRO111



The Chica-Boum table lamp features a rigid base atop which is a glass globe with rounded edges, both pieces connected by a brass ring. The opaque glass of the Chica-Boum lamp emits a soft enveloping light. Base in machined MDF surmounted with a brass ribbon and satin-finished opal mouth-blown glass shade. Black electrical cable with a manual switch.

Dimensions
H 11¾" W 13¾" D 12½"; H 30cm W 35cm D 32cm

AERODINE JULIAN LANGEVIN



A graceful table lamp, the Aerodine combines a thin brushed stainless-steel structure with a PVC brushed aluminum lampshade. The addition of two counter-weights at either end of the metal structure allows for easy placement on various surfaces. Transparent electrical cord.

Dimensions
W 11" D 13¼" T 2¾"; W 28cm D 34cm T 7cm

RONDE LILI GAYMAN



Table lamp with a tray in white Carrara marble designed to highlight and accommodate everyday objects. The mirror treatment applied to the upper section of the bulb avoids glare while illuminating the surface of the tray.

Dimensions
H 6¼" Ø 16¼"; H 16cm Ø 42cm

COUPOLE GRÉGOIRE MOINARD



Epoxy lacquered repoussé metal tray available in satin black or red with acid-frosted glass sphere lampshade.

Dimensions
H 7" Ø 8"; H 19cm Ø 22cm

GELATO PRISCA RENOUX



Designed by Prisca Renoux, the Gelato lamp is a small and whimsical light, perfect for any room in the home. It can be placed on a sideboard, table or bedside table. It comprises three epoxy white lacquered steel legs and a satin-finished opal mouth-blown globe shade set on a pedestal. Transparent cable with manual switch.

Dimensions
H 20¼" Ø 9¾"; H 51cm Ø 25cm

JALI MARIE CHRISTINE DORNER



The Jali table lamp's unique structure is composed of two pieces, where the opaline sphere diffuses a soft and uniform light, and the brass mesh sphere casts a shadow of its pattern for a very ornamental effect.

Table Lamp + Mesh H 9½" Ø 9¾"; H 24cm Ø 25cm
Table Lamp H 9" Ø 9¾"; H 23cm Ø 25cm

ASOLA EVANGELOS VASILEIOU



The Asola table lamp is a tribute to the 70's-80s. Asola combines two epoxy white-lacquered perforated steel cylinders of different proportions for a bold feel and a touch of timeless allure. White electrical cable and manual switch.

Dimensions
Ø 41 H 45

DEANERY ERIC JOURDANI



This desk lamp, typical of Eric Jourdan's work, resembles a slightly bulbous vessel that is illuminated by an LED bulb. The glass is frosted in a matte opal finish. Gray electrical textile cable. Black hand switch.

Dimensions
H 22¾" Ø 14¼"; H 58cm Ø 36cm



CARROUSEL VERONIKA WILDGRUBER

Carrousel, designed by Veronika Wildgruber, uses white ribbons for a stunning visual effect. Taking form, light, and shadow all into account, the simple concept of ribbons woven around a circular steel frame creates a surprisingly nuanced and multi-faceted lighting fixture.

Dimensions
H 13¾" Ø 37½"; H 35cm Ø 95cm



LUNA ROSSA ANTONIO SIRONI

A spectacular ceiling lamp whose size and design place it right at the border between an industrial workshop and shabby-chic-vintage-recovery style. Its name, Luna Rossa, alludes to the shape and color of its half-sphere lampshade whose exterior is rusted by hand, giving each lamp its own unique character.

Dimensions
H 15¾" Ø 31½"; H 40cm Ø 80cm



PHARAOH STUDIO CATOIR

A ceiling lamp with steel framework and fabric-covered shade, Pharaoh was designed by Studio Catoir in tribute to both Michael Jackson and an ancient Egyptian bust. Horizontal quilted stripes on the outside of the lampshade are accented by a rich gold or silver interior. Two visible zippers add a sense of pop and luxury to the design.

Dimensions
H 17¾" Ø 22¾"; H 45cm Ø 58cm



FLOO LIRAN LEVI

Suspended ceiling lamp with a cable to one side, that remains perfectly horizontal. Aesthetically speaking, this difference creates a new, enigmatic silhouette. Without a central cable an uninterrupted circular disc of light is obtained. Adjustable in terms of height and angle.

Dimensions
H 12 ¼" Ø 21 ¾"; H 31cm Ø 55cm



GLOBE SKY

Suspended lamp with a rotomolded epoxy white shade and transparent cable.

Dimensions
H 8 1/2" Ø 27 1/2"; H 207cm Ø 70cm



AUDREY STUDIO CATOIR

Floor or suspended lamp with pleated ivory colored shade. Satin white lacquered steel base. Floor lamp is equipped with a foot-operated dimmer and manual switch. Transparent cable and dimmer.

Dimensions
H 9 5/4" Ø 23 3/4"; H 243cm Ø 60cm



BONBONNE JEAN-FRANÇOIS D'OR

This uniquely-shaped ceiling light complements the vase of the same name. Bonbonne is made of clear glass.

Dimensions
H 6 7/4" Ø 11 3/4"; H 172cm Ø 30cm



CHROMA LUX MATTHIEU PAILLARD

Large suspended ceiling light that is composed of five plexiglass filters, the outer one in anthracite and the four remaining filters in white.

Dimensions
H 11 0/4" Ø 31 1/2"; H 280cm Ø 80cm



PAPER LAMP RENÉ BARBA

This suspended version of the Paper Lamp table lamps features a loop-print along the front and back of the tear- and fire-proof shade. White electrical cable.

Dimensions
H 13" W 8¾" D 3¼"; H 33cm W 22cm D 8cm



STRIPES PHILIPPE NIGRO

Suspended lamps available with either one laser-cut stainless steel shade or two shades that are meshed together. The base is also in brushed stainless steel.

Hanging Lamp with 1 Shade
H 5 3/4" Ø 18"; H 135cm Ø 46cm
Hanging Lamp with 2 Shades
H 5 3/4" W 15¾" D 11¾"; H 135cm W 40cm D 30cm



PARACHUTE NATHAN YONG

An exercise in graphic arts, Parachute is composed of three modular steel wire elements, which can be combined to create a large number of compositions.

Small Shade
H 19¼" Ø 9¾"; H 49cm Ø 25cm
Medium Shade
H 13" Ø 19"; H 33cm Ø 48cm
Large Shade
H 9½" Ø 31½"; H 24cm Ø 80cm



CALICOT NATHAN YONG

Suspended ceiling light with shade in matt white lacquered moulded polyurethane foam. The dimensions quoted below are those of the shade.

Dimensions
H 8" Ø 19"; H 22cm Ø 50cm



LOA SÉBASTIEN JUPILLE

Unique suspended ceiling lamp composed of satin white lacquered aluminum.

Dimensions
H 90" Ø 26¼"; H 229cm Ø 68cm



GIBOULEE ATELIER BL 119

Designers Grégory Blain and Hervé Dixneuf have created a simple suspended luminaire in opal glassware. The result is a pendant lamp that resembles a semi-opaque droplet of white glass, flowing from a cylindrical white-varnished base.

Dimensions
H 14" Ø 6¼"; H 36cm Ø 16cm



PIVOT ANNE LUTZ

A ceramicist and graphic designer who also happens to design products, Anne Lutz has created a minimal sconce that synthesizes the second and third dimensions: The bracket-like shade forms a triangular prism when mounted on the wall. Transparent PVC electrical cable and manual switch.

Dimensions
H 13" W 10¼" D 6¼"; H 32cm W 26cm D 16cm



MINIKIN FABIEN DUMAS

Designed by Fabien Dumas, this table lamp is a fun and light surprise. The mouth-blown glass shade appears to emerge from the black lacquered linden wood base. Black PVC electrical cable and hand switch.

Dimensions
H 15" Ø 11¼"; H 38cm Ø 29cm



63 THOMAS RODRIGUEZ

This table lamp marks a return to classic design. The aluminum shade, finished in black epoxy lacquer on the outside and white on the inside, is set on a transparent cylinder, making it appear to float.

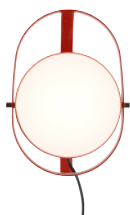
Dimensions
H 20" Ø 15¾"; H 51cm Ø 40cm



PHARO PIERRE FAVRESSE

Table lamp with shade in black or pearlized white pressed aluminum. Includes curved steel tubing, plastic lens, and a touch dimmer.

Dimensions
H 12½" W 13" L 20"; H 32cm W 33cm L 51cm



HEADLIGHT LARA GRAND

In 2017, the Headlight collection grows with the addition of a table lamp and wall lamp, developed in the same spirit. Available in satin red or satin black epoxy lacquered steel with an adjustable circular diffuser and black textile cable.

Dimensions
H 12" W 9" D 6"; H 31cm W 23cm D 15cm



HEADLIGHT LARA GRAND

In 2017, the Headlight collection grows with the addition of a table lamp and wall lamp, developed in the same spirit. Available in satin red or satin black epoxy lacquered steel with an adjustable circular diffuser and black textile cable.

Dimensions
H 14" W 9" D 8"; H 36cm W 23cm D 20cm



MAGNET LAMP MICHAEL RAASCH

Designed by Michael Raasch, the Magnet Lamp collection is a modern interpretation of a classic lamp and shade. Simple and stark, yet thoughtfully designed, the lamp is limitlessly adjustable thanks to its magnetic shade and conveniently stylish handle. Available with a steel stem in satin black or satin white lacquer.

Reading Lamp
H 52¾" W 11¾" D 13"; H 134cm W 30cm D 33cm
Table Lamp H 29¼" W 9¾" D 12¼"; H 74cm W 25cm D 31cm 34cm W 30cm D 33cm



MAGNET LAMP MICHAEL RAASCH

Designed by Michael Raasch, the Magnet Lamp collection is a modern interpretation of a classic lamp and shade. Structure finished in a black satin lacquer.

Reading Lamp
H 52¾" W 11¾" D 13"; H 134cm W 30cm D 33cm
Table Lamp H 29¼" W 9¾" D 12¼"; H 74cm W 25cm D 31cm 34cm W 30cm D 33cm
Wall Lamp
H 12½" W 7¾" D 9"; H 32cm W 20cm D 23cm



ELIDI INDUSTRIAL ORCHESTRA

This modern table lamp is equipped with a USB port on the base for charging smartphones, tablets, MP3s, etc. Manual hand switch located on the angled stem makes it possible to concentrate light on one spot.

Dimensions
H 20½" W 8½" D 8½"; H 52cm W 22cm D 22cm



SERPENTINE STUDIO HAUSEN, J.HÖLTJE

Suspended light made of mouth-blown heat resistant glass equipped with a height adjustable cable. May be used with an incandescent or halogen bulb, depending on personal preference.

Dimensions
H 21¾" Ø 7"; H 55cm Ø 18cm



RING MY BELL ARTHUR HOFFNER

Created by a student at ENSCI, Arthur Hoffner, this lamp is full of poetry and charm. A tilting shade in matte white enameled molded ceramic sits on a structure in matte white lacquered steel.

Dimensions
H 22" Ø 7"; H 56cm Ø 18cm



LIANE PHILIPPE DANEY

Liane brings a delicate, original touch of light. Its simple design and minimal use of materials are the source of this little portable light's charm. Borosilicate shade with base in gloss white ceramic. Manual switch and a wall support in gloss white ceramic.

Dimensions
H 5¼" Ø 2¼"; H 13cm Ø 6cm



LA PLIC NATHALIE DEWEZ

This wall lamp's originality lies in its simplicity. It is comprised of a half-mirrored bulb with a stainless steel clip, attaches to the wall with a simple screw, and plugs into a socket. Comes in a set of three.

Dimensions
H 6¼" W 4" D 7"; H 16cm W 10cm D 18cm



MUSHROOM NICK RENNIE

A playful lamp for both indoor and outdoor use, Mushroom has an ethereal lampshade in white rotational-molded, shot-blasted polyethylene. A rounded base in machined steel finishes the material contrast and thoughtful study of proportion.

Dimensions
H 17" Ø 11½"; H 43cm Ø 29cm



BRUME ATELIER BL119 – BLAIN & DIXNEUF

Brume is a wall lamp which may be angled either upwards or downwards. Satin opaline shade and white lacquered aluminum base.

Dimensions
H 10¼" Ø 6¼"; H 26cm Ø 16cm



NAJA PHILIPPE MOINE

Unique table lamp with a laser cut stainless steel structure that allows it to be bent into an arc as if it were a supple material. Black electrical cable and hand switch.

Dimensions
H 17¾" / 32" W 22" D 8¾"; H 45/81cm W 56cm D 22cm

CONTAINER BY BENJAMIN HUBERT



This lamp is made entirely of matte enameled ceramic. The design fits perfectly with the artist's philosophy of creating timeless objects. The fancy pink and blue colors of the power cords underline the almost austere sculptural design of the lamp. The lamp is available in a light khaki with a pink textile cord or a light grey with a blue textile cord.

Dimensions
H 15¾" W 6¼" D 12½"; H 40cm W 16cm D 32cm

MANI NUMÉRO111



Inspired by the world of cinema, Mani evokes a 35 mm film reel holding a projector lens. The rotating shade allows for two light sources on each end of the spotlight, making Mani an ever-versatile fixture.

Dimensions
H 7" W 6" D 3"; H 20cm W 17cm D 8cm


LUMIERE NOIRE PHILIPPE NIGRO



A discreet lamp available in floor and wall versions, this design by Philippe Nigro allows for adjustable lighting focus. Designed to be nearly invisible, Lumiere Noire makes an impact without demanding the spotlight.

Dimensions
H 10¾" W 6¼" D 12½"; H 27cm W 16cm D 32cm

DOLMEN / DOLMEN BÉBÉ PHILIPPE DANÉY



Egg-shaped table lamp in mouth-blown satin-finished opal glass. Available in two sizes.

Small Lamp
H 11½" Ø 12¼"; H 29cm Ø 31cm
Large Lamp
H 17¾" Ø 17¾"; H 45cm Ø 45cm

ASOLA EVANGELOS VASILEIOU



The Asola table lamp is a tribute to the 70's-80s. Asola combines two epoxy white-lacquered perforated steel cylinders of different proportions for a bold feel and a touch of timeless allure. White electrical cable and manual switch.

Dimensions
H 17" Ø 16"; H 45cm Ø 41cm




MATHILDE MATHILDE BRETILLOT

Lamp with sandblasted mirror backlit by LED lights. Folding flap with a mirrored front and blue lacquered back. Transparent electrical cable and hand switch.

Dimensions
H 19¾" W 16½" D 15¼"; H 50cm W 42cm D 39cm

QUILLE INÈS LE BIHAN & THOMAS DROZE



Quille is an ethereal table lamp. It illuminates an area over one-meter long (39"). Its shadows are soft and its lighting is suitable for screen work and passionate reading. In a steady balance, it occupies as much space as a pen on the table on which it rests. Copper finish tubing with cast metal counterweights in rubbed Epoxy copper lacquered finish and leather detail.

Dimensions
H 39" W 43" D 2"; H 100cm W 111cm D 6cm

OMAGE PHILIPPE DANÉY



An homage to Salvador Dalí's "The Persistence of Memory," this Philippe Danéy-designed lamp is suited to use as a reading lamp or for illuminating a bookcase. Transparent PVC electrical cable and transparent hand switch.

Dimensions
H 17¾" W 16½" D 15¼"; H 44cm W 42cm D 40cm

VERY THIN ARIK LEVY



Table or suspended lamp featuring directional light. It features a thin polished aluminum shade atop a chromed metal base.

Table Lamp
H 25½" Ø 11¾"; H 65cm Ø 30cm
Suspended Lamp
H 47¾" W 24½" D 11¾"; H 120cm W 62cm D 30cm

FEU LA CRISE PHILIPPE DANÉY



Table lamp with shade in sanded white opal mouth-blown glass, and satin white lacquered metal candle-holder. Equipped with white electric cable and manual switch.

Table Lamp
H 4¾" Ø 4¼"; H 12cm Ø 11cm



JOSEPHINE 5D B. DUBOS & R. FARD

Wall lamp in clear plexiglass. A connection box allows it to be affixed directly to a wall or ceiling. The enlarged shadow of the outline is projected behind it.

Dimensions
H 14½" W 22¾"; H 37cm W 58cm



LOUIS 5D BLANDINE DUBOS

Wall lamp made of clear plexiglass. Shaped like a 17th century chandelier, the enlarged shadow of the outline is projected onto the wall behind it. This popular lamp is also offered in a mini version.

Wall Lamp
H 19" W 22¾"; H 48cm W 58cm
Mini Wall Lamp
H 11" W 13"; H 28cm W 33cm



PAPER LAMP RENÉ BARBA

Available in two sizes, this lamp marks designer René Barba's first product in this tear- and fire-proof non-woven material. A small version is printed with hand-drawn vertical stripes, while the larger lamp has a grid pattern—with one printed side and one blank side.

Small Lamp
H 18½" W 10¼" D 2"; H 47cm W 26cm D 5cm
Large Lamp
H 22½" W 10¼" D 3¼"; H 57cm W 26cm D 8cm



DESA PIERRE CHARPIN

This sculptural lamp features a cylinder shaped shade in opal glass with a black lacquered steel ring and tube, which hides the cable and can be used as a handle to move the lamp.

Small Lamp
H 16¼" Ø 10¼"; H 42cm Ø 26cm



CHANTAL STEPHEN BURKS

Table lamp with base and shade in clear mouth-blown glass and red cord-wrapped cable. Also available is a variation of the Chantal lamp in bright opaline, gaining a different but equally interesting personality.

Dimensions
H 13¾" Ø 13¾"; H 35cm Ø 35cm



IOLE ANNICK SCHOTTE

Small or large table lamp with structure in anodized aluminum and a Tyvek® shade.

Small Lamp
H 16½" W 13¾" D 13¾"; H 42cm W 35cm D 35cm
Large Lamp
H 29¾" W 13¾" D 13¾"; H 74cm W 35cm D 35cm



LUN-R AÏSSA LOGEROT

Waterproof lamp, Lun-R can be used indoors or outdoors. The 3 legs are removable in order to vary the inclination of the lamp.



Dimensions
H 12¼" Ø 14¼"; H 31cm Ø 36cm



PIEGA JULIEN LIZÉ

Deceptively simple at first glance, Julian Lizé's L-shaped lamp features an articulating head that allows for semi-directional illumination from the strip of LEDs. A blocky base provides stability as well as functioning as a small tray. Black PVC electrical cable.

Dimensions
H 17" W 18" D 5"; H 43cm W 45cm D 13cm



GLOBE OUTDOOR

Globe Outdoor is a lamp of very pure design meant to bring supplemental light points to a room or garden. Arranged, for example, around a terrace or a table outside, they can create a warm and pleasant atmosphere. Available in white polyethylene with a black cord.



Dimensions
H 15¾" Ø 21¾"; H 40cm Ø 55cm



MOLD KATERYNA SOKOLOVA

Made with natural gray of terracotta-colored concrete, the Mold vase and suspended light use the same elemental form for two separate uses. The piece preserves the wholeness of the form and transparency of its process, letting the vase and lamp reflect the entire mold.

Dimensions
H 75" W 8" D 6"; H 191cm W 22cm D 17cm

CLAIR OBSCUR PHILIPPINE LEMAIRE

Clair Obscur is a wood and metal wall lamp with an architectural design and remarkable lighting properties. Directional reflector in satin white textured lacquered aluminium.



Wall Lamp
H 9¾" W 16¼" D 4¾" ; H 24cm W 41cm D 12cm

METAMORPHOSIS 2 GUILLAUME BARDET

Bedside table with top in satin white lacquered metal. Legs are made of solid beech wood, finished in a matte anthracite grey-stained varnish.



Dimensions
H 22¼" Ø 15" ; H 57cm Ø 38cm

CAMPANULE D. DEBIASI & F. SANDRI

This charming table lamp, shaped with natural lines. Available in a choice of three colors, Campanule is just as suitable for lighting a study as it is for bringing a touch of poetry to a room.



Dimensions
H 12¾" W 5½" D 6" ; H 32cm W 14cm D 15cm

SOLUTRÉ FLORENT DEGOURC

The finished effect of the Solutré table lamp is at once sharp and poetic, with the contrast between the cut and folded sheets of white lacquered metal and the linking stem in solid ash wood.



Dimensions
H 9¾" W 12½" D 4" ; H 24cm W 32cm D 10cm

SKIA VINCENT TORDJMAN

Designer Vincent Tordjman focused on the intangible dimensions of the Skia floor lamp first and the form followed. By using a reflective screen in this unique design, the light is reflected in opposite directions which creates a striking visual effect. The Skia family grows to now include a suspended lamp as well. Plomb lacquered steel is topped with a reflector in iridescent Epoxy white lacquered steel.



Dimensions
H 76" W 17" D 19" ; H 194 cm W 44 cm D 48 cm



MÉDUSE

Beautiful table lamp with a base in solid beech with a colorless finish. Shade in white opal mouth-blown glass.

Table Lamp
H 21½" Ø 12" ; H 55cm Ø 31cm



CYLINDER JONAS FORSMAN LARS WETTRE

Suspended light with black silicone canopy and socket cover. May be used with grey LED filament bulb.

Dimensions
H 120" Ø 1" ; H 307cm Ø 4cm

CAR LIGHT NATHALIE DEWEZ

Nathalie Dewez's Car Light originated in the 2013 "Glass Is Tomorrow" workshop in Sweden. Inspired by automotive headlights, the designer created a mold to achieve the striated effect with the mouth-blown glass globe.



Dimensions
H 9" Ø 6¼" ; H 23cm Ø 16cm

SOMERSET ERIC JOURDAN

The chrome handle on this lamp accents the opal glass shade, reminiscent of an old fashioned milk jug. The mini lamp also comes without a cord and can therefore be used as a rechargeable lantern – very convenient for outdoors.



Mini Lamp
H 12½" Ø 6¼" ; H 32cm Ø 16cm
Small Lamp
H 20" Ø 8¾" ; H 51cm Ø 22cm
Large Lamp
H 11¾" Ø 28½" ; H 30cm Ø 72cm

MARDI 22/09 GUILLAUME BARDET

Table lamp in hand-turned ceramic with matte black exterior and gloss copper interior. The designer's logo is silk-screen printed on the underside.



Dimensions
H 14¼" Ø 9½" ; H 36cm Ø 24cm



RUGS & ACCES- SO- RIES



MÉMOIRE D'UNE TRAME
CONSTANCE FRAPOLLI





FIELDS SYLVAIN WILLENZ

Inspired by the pattern colloquially known as "Razze Dazzle," Belgian designer Sylvain Willenz has translated the distinctive geometric camouflage into a tufted and sculpted wool carpet. The optical illusion also resembles aerial imagery of fields and farmland. Dimensions are customizable.

Dimensions
W 78¾" L 98½"; W 200cm L 250cm



FIELDS SYLVAIN WILLENZ

Inspired by the pattern colloquially known as "Razze Dazzle," Belgian designer Sylvain Willenz has translated the distinctive geometric camouflage into a tufted and sculpted wool carpet. The optical illusion also resembles aerial imagery of fields and farmland. Dimensions are customizable.


Dimensions
W 78¾" L 98½"; W 200cm L 250cm



MAQUIS MARTA BAKOWSKI

Textural and unexpected, Maquis combines colorful patchwork elements in a stylized splash of color. Fuschia and green fringe anchors a colorful abstract cafe scene reminiscent in color and mood to African culture.

Dimensions
W 85" L 112½"; W 216cm L 286cm



CHINÉ

The mottled pattern of this carpet is meant to evoke a sense of movement and speed, resembling the ground passing beneath a moving train. Rug made from 100% hand woven New Zealand wool. Available in Midnight blue, light blue, beige, and mustard.

Dimensions
Custom sizes, W 78¾" L 118"; W 200cm L 300cm



GAVRINIS 2 PIERRE PAULIN

Rug developed from sketches by Pierre Paulin, who was inspired by Gavrinis Island off the coast of France. Hand-tufted rug in 100% wool, sculpted with tufts of varying heights. Available in different combinations of red and beige in standard sizes or in a combination of one or two colors from a sixty-seven color selection in custom sizes.


Dimensions
W 78¾" L 118"; W 200cm L 300cm
Custom sizes, min. dim.: 39¼" x 59"; 100cm x 150cm
max dim.: 104¾" x 157½"; 266cm x 400cm



SOLO

Monochromatic rectangular hand-tufted rug made of 100% pure New Zealand wool. Choice of sixty-seven colors.

Dimensions
Custom sizes, min. dim.: 31½" x 47¼"; 80cm x 120cm
max. dim.: 157½" x 197"; 400cm x 500cm



MÉMOIRE D'UNE TRAME CONSTANCE FRAPOLLI

Mémoire d'une trame is a hand knotted wool and cotton rug with nuanced color tones inspired by a macro photographic representation of a multicolored frame of computer graphics. These geometric shapes weave together to paint an unidentified picture.

Dimensions
W 78¾" L 118"; W 200cm L 300cm



SOFTISSIMO

This polyamide rug, bordered by an Alacantha trim, is available in ten colors.

Dimensions
Custom sizes, max. width of 157½"; 400 cm




MENHIR DAMARIS & MARC



Hand-tufted sculpted rug in 100% wool with pattern of irregular polygons in subtle blue or grey hues.

Dimensions
W 78¾" L 98½"; W 200cm L 250cm




FELT AND COLOR

A choice of six nostalgically colorful fringes, border a solid anthracite rug. Fringe choices are mustard, ranger, light grey, anthracite, red, and warm green.

Dimensions
Custom sizes, min. width: 55"; 140cm
max. width: 71¾"; 180cm




HEX HEX BERTJAN POT



These bold rugs by Bertjan Pot are showstoppers inspired by traditional Kilim weaving techniques. Seemingly random geometries combine and dance with each other to create triangles, diamonds, trapezoids, hexagons, and chevrons. Color and geometry create an endlessly dynamic pattern. Available in an almond green or strawberry color.

Small Rug
W 63" L 94½"; W 160cm L 240cm
Large Rug
W 94½" L 118"; W 240cm L 300cm



JUNGLE M.-A. STIKER-METRAL

The Jungle rug merges palms and trunks in a figurative abstraction, with a poetic touch full of gentleness and false naivety. Marie-Aurore Stiker-Metral stylizes her palm trees in a pointillist style and treats them with a fresh hues of pastels.



Dimensions
W 78¾" L 118"; W 200cm L 300cm

MARGUERITE



Genuine cowhide rug. Available in a tricolor version with black, brown, and white hairs as well as in five monochromatic versions: caramel, black, grey, ebony, and chocolate. Each hide is unique and will vary in color and size.


Dimensions
approx. 54 ft²; approx. 5 m²



MULTI LINES

Hand-tufted rug with alternating strips of 100% New Zealand wool and felt. Choice of five color combinations: grey/brown, brown/beige, grey/black, burgundy/plum, or brown/prune.

Dimensions
Custom sizes, multiples of 2"; 5cm



METROPOLE SIW MATZEN



Designed by Siw Matzen, this kilim carpet has a geometric pattern in which each square "tile" has been divided into four triangles of different colors, arrayed in different orientations. The three-color schemes are named after cities: Berlin, London, and Cairo.

Dimensions
W 78¾" L 94½"; W 200cm L 240cm




MIX & MATCH

This rug is hand-woven to create an understated mélange effect, available in four color options: beige, argile, grey, and black. Made of 100% New Zealand wool.

Dimensions
W 78¾" L 118"; W 200cm L 300cm
Custom sizes, min. dim.: 47¼" x 70¾"; 120 cm x 150cm
or max. dim.: 118" x 157½"; 300 cm x 400 cm





PIED DE COQ

Pied de Coq is a hand tufted 100% wool rug. Available with decorative hounds tooth pattern throughout or with solid border on one side.

Dimensions
W 78¾" L 118"; W 200cm L 300cm




Chiné



TRIS AMANDINE CHHOR & AÏSSA LOGEROT

Tufted wool Kilim rug in 3 colors.


Dimensions
W 67" L 94½"; W 170cm L 240cm



ENTRELACS MARIE-AUORE STIKER-METRAL

Rectangular hand-tufted rug made of 100% wool with an impressive woven effect. Available in shades of blue or red.

Dimensions
W 81½" L 117"; W 207cm L 297cm



ENTRELACS MARIE-AUORE STIKER-METRAL

Rectangular hand-tufted rug made of 100% wool with an impressive woven effect. Available in shades of blue or red.


Dimensions
W 81½" L 117"; W 207cm L 297cm



PLAINE

Plaine is a mechanically-tufted polyamide rug with a backing in 100% non-woven polyester felt. Available in a selection of 12 colors: glacier, ivory, beige, pearl, petrole, absinthe, taupe, argile, brique, garnet, anthracite and black.

Dimensions
Custom sizes, max. width of 153½"; 390 cm




Pearl

Ivory

Anthracite

Black


Beige



PLAINE

Plaine is a mechanically-tufted polyamide rug with a backing in 100% non-woven polyester felt. Available in a selection of 12 colors: glacier, ivory, beige, pearl, petrole, absinthe, taupe, argile, brique, garnet, anthracite and black.

Dimensions
Custom sizes, max. width of 153½"; 390 cm



Petrole

Garnet

Glacier

Brique

Absinthe



SHAZIA MONA RONTEIX

Tufted rug made of wool and viscose available in beige and pink.

Dimensions
W 78¾" L 118"; W 200cm L 300cm



Beige



TRAMAGE VINCENT TORDJMAN

Tufted wool rug with a mix of colored threads on a light background creating a moiré effect.

Dimensions
W 78¾" L 118"; W 200cm L 300cm



SOFT ET DOUX

Machine-tufted rug made of 18% New Zealand wool and 82% polyester. Available in five colors: black, blue, gray, cream, or white.

Dimensions

Custom sizes, W 78" L 98"; W 200cm L 500cm




Blue



Gray



Cream



White




CHALI

The Chali rug is handwoven and made of 100% wool.

Dimensions

W 78" L 98"; W 200cm L 250cm



ROBIN NUMÉRO111

The first rug for a trio of young designers, collectively known as Numéro111, the abstract cartographic design was inspired by the topographical imagery of Google Earth. Rug made of 100% hand-tufted wool available in three colors: solid dark green, light gray, and slate gray.

Dimensions

W 78¼" L 118"; W 200cm L 300cm



Light gray



Slate gray



BIKANER

Bikaner, a tufted rug made of 100% wool, is available in sixty-seven colors and can be made rectangular, square, or round.

Square Rug

Custom sizes, min. dim.: 39¼" x 39¼"; 100cm x 100cm

Rectangular Rug

Custom sizes, min. dim.: 39¼" x 47¼"; 100cm x 120cm

Round Rug

Custom sizes, min. Ø: 39¼"; 100cm



RYTHMUS PETER MALY

Designer Peter Maly offers a new permutation of his geometric aesthetic in this woven wool rug. The unconventional pattern is composed of broad, irregular stripes of muted colors that alternate with brighter multicolored stripes, with decorative rosettes on either end.

Dimensions

W 78¼" L 118"; W 200cm L 300cm



Grey Blue



FIBER WOOD

Rug made of TENCEL®, an environmentally-friendly natural fiber produced entirely from pulp of Eucalyptus. Softer than silk yet resistant, TENCEL® can withstand repeated washing without losing color or quality.

Dimensions

W 78¼" L 118"; W 200cm L 300cm



Beige



Light gray



ROPE



This rug can be used inside or outside. It is made of PET (polyethylene terephthalate), an extremely resistant barrier material, and polyester.

Dimensions

W 78¼" L 98½"; W 200cm L 250cm

Custom sizes max. dim.: 98½" x 118"; 250cm x 300cm



Khaki




Green



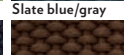
Slate blue/gray



Night blue




Gray



Chestnut



Argile



QUADRIC RENÉ BARBA

Given the public's enthusiastic reaction to the chequered motif of his Paper Lamp table lamps, René Barba naturally thought of applying it to the larger surface of a rug. The white background/black motif of the light is echoed on the rug in its 'negative' form, with a black background and white motif. Quadric is also offered as a hand-tufted rug in 100% wool or hand-woven kilim (80% wool and 20% cotton). Also available in custom sizes and colors.

Dimensions

W 102¼" L 118"; W 260cm L 300cm



Black



SAMOURAI M.-A. STIKER-METRAL

Young designer Marie-Aurore Stiker-Metral speaks to her recent time working in Japan with this glass vase, suggesting elements used to make samurai armor. The colorful design cut into the glass evokes the ornamental motifs which are the most common decoration for the protective pieces.



HUGE MORTENS&JONAS

Huge is a collection of mouth-blown glass vases notable for their generous proportions. Large vase in a translucent olive-colored glass. Medium vase in double-layer opaque glass – turquoise in the exterior and white in the interior. Small vase in opaque white glass.



UPSIDE DOWN CHRISTIAN GHION

The organic and seductive design of these mouth-blown glass vases ensure a form of tangible sensuality. They can be arranged as one chooses, positioned on the wide bottom or the neck, and combined to reinforce their singular presence.



PRESSION MÁRCIA BRILHA & MARTA FRUTUOSO

This vase is notable for its pure and organic design. It is made of molded, vitrified porcelain finished in either gloss white or matte grey enamel.



MOLD KATERYNA SOKOLOVA

Made with natural gray of terracotta-colored concrete, the Mold vase and suspended light use the same elemental form for two separate uses. The piece preserves the wholeness of the form and transparency of its process, letting the vase and lamp reflect the entire mold.



JO ERIC JOURDAN

Vase in molded ceramic with a matte white enamel exterior, and either a gloss red or blue enamel front and interior. Offered in either a short or long neck. This ceramic vase, which vaguely resembles a bottle with a flattened side, is now available in pale pink, pale green, and beige.



KARLOS NUMÉRO111

Available in matte cement gray/tundra green or edo beige/ocher, this vase is one of the first decorative objects designed by Numero 111. The vessel itself is nestled in three planes—a vertical screen and a matte marble base—which extend past the edges of the vase itself to form a wing-like backdrop.



OAN MICHAEL KOENI

Oan is a unique vase available in three sizes and finishes: a small version in molded aluminum with a brilliant nickel plated finish, medium version in indigo blue mouth blown glass, and large version in terra cotta.



JALI MARIE CHRISTINE DORNER

This unique vase by designer Marie Christine Dorner brings together two objects: base and grid, into one form. Perfect for displaying flowers in the "fishnet" brass grid.



POLYGON ITAMAR BURSTEIN

Vase in gloss white-enameled earthenware, bearing the designer's signature.



ASIRA AURELIE TU

Asira takes sustainability to another level: the vase is composed of two layers of excess Divina fabric, which are then glued together and machine-cut. Available in 4 Divina colors: anthracite, pavot, turquoise, and pearl.



CUTTING JEAN-FRANÇOIS D'OR

Set of three height-adjustable floor vases held together by a linking piece. Available in gloss white or black lacquer.



ROSEAU NOÉ DUCHAUFOUR-LAWRANCE

White ceramic vase that resembles the shoots of a budding plant. Perfect for flowers or twigs. Available in small or large, also available in sky blue.



WO VINCENT TORDJMAN

A fluid twisting motion animates the Wo vase, in white or sky blue enameled porcelain. The porcelain is fired at over 1400°C to produce a fine and translucent ceramic.



2D

Set of either four small vases or set of two large vases in molded enameled ceramic. Available in ocre for the small version and tundra green for the large version.



ORIGAMI PETER MALY

Star-shaped vases made from three layers of glass, the most special of which being the final layer of opaline glass which is applied to the exterior. Vases are made with either a matte black or grey glass for the interior and a matte white exterior.



LUNDI 22/02 GUILLAUME BARDET

Guillaume Bardet is among French design's brightest stars. His "Usage des Jours" (Using the Days) project inspired these thoughtful pieces. Lundi 22/02 is a vase in unfinished-effect enameled earthenware. Available in white, black, sky blue, and grey blue.



KASCHKASCH KASCHKASCH

The Kaschkasch vase is available in three distinct metallic finishes: gloss varnished nickel-plated steel, gloss varnished copper, and polished brass.



CAR LIGHT NATHALIE DEWEZ

Vase in mouth-blown glass, blown into a mesh-lined cylindrical mould. By blowing the glass in a mesh-lined cardboard tube, one obtains vases marked with the desired motif. Available in transparent, amber, gray, or prune glass.



BANDASKA DECHEM STUDIO

The Bandaska collection includes three vases in Bohemian mouth-blown glass, made in Czechoslovakia. The vases are available in three different sizes and finishes: a small alabaster-colored vase, a medium mint-colored vase, and a large pink-colored vase. Each vase features a color gradient effect and is available as a set of four or individually.



DAPHNA ITAMAR BURSTEIN

Vase in gloss white-enameled earthenware with a charming break in its natural contours.


OLLIE VAULOT & DYÈVRE

A decorative accessory, Ollie is an oblong form that seems to slide and float above the table upon which it is placed. Available in gloss-varnished copper or nickel-plated steel, Ollie is a design form on its own or can be used to support and display other works and home accessories.



EPLAFF TOUS LES TROIS

Fruit bowl in laser cut steel with brilliant copper finish, clear varnish.



SACOT CHARLOTTE JUILLARD

Sacot, which means "leather bag" in Provençal, is a small storage bin in black bonded 'synderme' leather. Its simple and sleek look makes it an elegant accessory for storing magazines and newspapers, toys or other small objects of everyday life, at an entrance hall, in a living room, on a desk or a bedside table.



SILICATE PHILIPPE DANÉY

Polished aluminum trivet that consists of three nesting circles.



CARRA TOUS LES TROIS

Table centerpieces composed of a piece of polished white Carrara marble, and from a piece of black polished Marquina marble; both with a stain resistant finish and beveled edge.



KOTORI MARIE CHRISTINE DORNER

Kitori -- Japanese for little bird -- sits softly in the palm of your hand and works equally well on a desk top or side table. A sweet decorative bird, Kotori is available in recycled cork or solid walnut.



EPOF TOUS LES TROIS

Placemats in black vinyl with a stamped cutout motif.



EVLAN TOUS LES TROIS

Polished or black-lacquered aluminum trivet shaped as tangled flatware.



GRAPHICOS TOUS LES TROIS

Chest made of 40% medium density fibreboard and 60% resin with regular or irregular square motif. Available to order individually, sets of 2 or 4.



PAN PAN B. KUEHNE-THOMPSON

Decorative rabbit that is sure to be a conversation piece. Made of molded resin with a gloss lacquer finish. Available in mastic, pale pink, or pastel turquoise.





RAM B. KUEHNE-THOMPSON

A longtime resident of Vietnam, Barbara Kuehne-Thompson has translated the region's vernacular design into a handsome 17¾-inch-tall vessel with a handle. Shaped like the head of a matchstick, the woven basket comes in copper-colored rattan.



ROPE

Designer Barbara Kuehne-Thompson literally and figuratively interweaves Southeast Asian craft and contemporary design in this medium basket, a soft cylindrical vessel of woven PET cord in green or argle.



ALONG

These woven rattan baskets that have been in the collection for several years are now available in the very trendy, new stone grey color as well as the traditional black. The quality of basketwork displayed by this product is quite remarkable.



CHARMOTTE LEE WEST

Natural materials and soft lines and colors are the calling cards of the Charmotte three woven wicker baskets. Soft storage by Lee West doubles as a warm design accent.



MIRROR CLOCK MARTIN HIRTH

Clock/mirror with satin black lacquered steel support, mirrored glass, and hands in black lacquered aluminum.




ABBESSE NUMÉRO111

Designed by Numéro 111, this candle holder is composed of two pieces that form a corner: a matte marble base, which holds five candles of different sizes, and a matte gray epoxy lacquered steel panel that wraps around the back. Subtly curved chamfers of each corner soften the form's appearance, creating a graphic effect.



PONCTUEL FRÉDÉRIC SAULOU

Wall clock made of linseed-oiled natural violet-colored slate with a sanded finish between grooves. The hands are black and gold-colored.




TEMPS VÉCU VINCENT TORDJMAN

Clock made of 2 white lacquered metal plates, between which there is a LED ribbon that sheds an indirect light. When it is off, only the hands located at the centre of the small circle are visible. When it is on, the shadow on the bars placed at 5 min intervals transforms the hour beams into a prism.



PLEINE LUNE STUDIO DREIMANN

Clock in black split leather. The position of the hours and minutes is marked by white thread stitching.



TEMPS LIBRE KFLORIAN SCHMIDA

Wall clock in black lacquered laser-cut steel which projects a unique shadow onto nearby surfaces.



FANTÔMES VAULOT & DYEYRE

Set of three trinket covers that offer a smart and decorative way of tidying items without having to move them. Made of satin white-lacquered repoussé aluminum.



KYPHI M.-A. STIKER-METRAL

A delicate scented stone diffuser made in matte brass or polished nickel, Kyphi has a base made of brilliant polished cast aluminum. Scented amber or cedar pebbles placed on the base last for months and are available for sale in replacement packs.



ALVOR

Cushion with embroidered motif available in gold or green colors.



QUAI LARGO MARIE-AURORE STIKER-METRAL

A luxurious, limited-edition interpretation of a rosewood box, Quai Largo is adorned with decorative carving traditionally found in traditional Asian wood crafts. The box is solid, hand-crafted rosewood and is numbered to emphasize the limited quantity created.



PIED DE COQ

Pied de Coq is a luxurious, 300 thread count jacquard bed set that includes duvet covers, pillow cases and sheets.



GUIPURE

Guipure is a bed set made of 100% cotton, available with or without embroidery, in a choice of 7 colors.



TONALITÉS

Bed linen in 100% cotton satin. Pillowcases have 2 or 4 flounces. Available in a choice of ninety-eight colors.



POINTILLÉ

A set of bed linens including duvet covers and pillow cases made from Egyptian piqué cotton.



RAYÉ

A series of bed linens with duvet covers, pillow cases and sheets made of 100% cotton black-striped fabric.



JUNGLE M.-A. STIKER-METRAL

The Jungle cushion merges palms and trunks in a figurative abstraction, with a poetic touch full of gentleness and false naivety. Marie-Aurore Stiker-Metral stylizes her palm trees in a pointillist style and treats them with a fresh hues of pastels.



VOYAGE

The ultra-soft Voyage throw complete with matching cover is the perfect for on-the-go use when travelling. Made of 100% yak wool, this throw is dry-clean only. Available in a midnight blue/black, red bordeaux/red and brown/sage color combination.



CHEVRONS EVANGELOS VASILEIOU

Cushion with embroidered linear motif in a choice of gold or green.



COPENHAGUE COCO HELLEIN

100% mohair throw, manufactured by the last French blanket manufacturer Brun de Vian Tiran at Isle-sur-la-Sorgue.



ALTIPLANO

Altiplano is lavish throw made of 100% baby llama wool. This wool is remarkably soft as it is obtained from the very first shearing of Peruvian baby llamas. The Altiplano throw is mechanically woven and includes fringed detailing at the ends. Dry clean only.



CENT POUR CENT

Comfortable throw made of 100% polyester. Available in white, fauve, grey, and petrol.



HANAKO ENSCI

A range of 100% merino throws, Zoe and Hanako are the result of extensive research into new fabric effects and patters. Several crossing patterns of warp and weft threads are explored: louisine, panama, twill, satin, embossed, granite, and many more, with different color combinations.



MOSCOU

A beautifully luxurious throw made of faux fur in a rich neutral.



SPUMA

Spuma is a comfortable wool blend throw in nostalgic color palettes of solid mustard, solid ranger, and a two-toned plaid.



ZOE ENSCI

A range of 100% merino throws, Zoe and Hanako are the result of extensive research into new fabric effects and patters. Several crossing patterns of warp and weft threads are explored: louisine, panama, twill, satin, embossed, granite, and many more, with different color combinations.



DOLCE LANA

Hand woven throw made of a wool/alpaca blend in a black and white hounds tooth motif.



BLUE EXPRESSO

Luxurious throw made of 70% yak wool and 30% wool blend. Available in a denim/espresso color.



VANOISE

Throw in fake fur. Lining of 77% polyester and 23% Cotton.



ZELLIGE

Throw in 100% machine-woven cotton with jagged stripe motif.

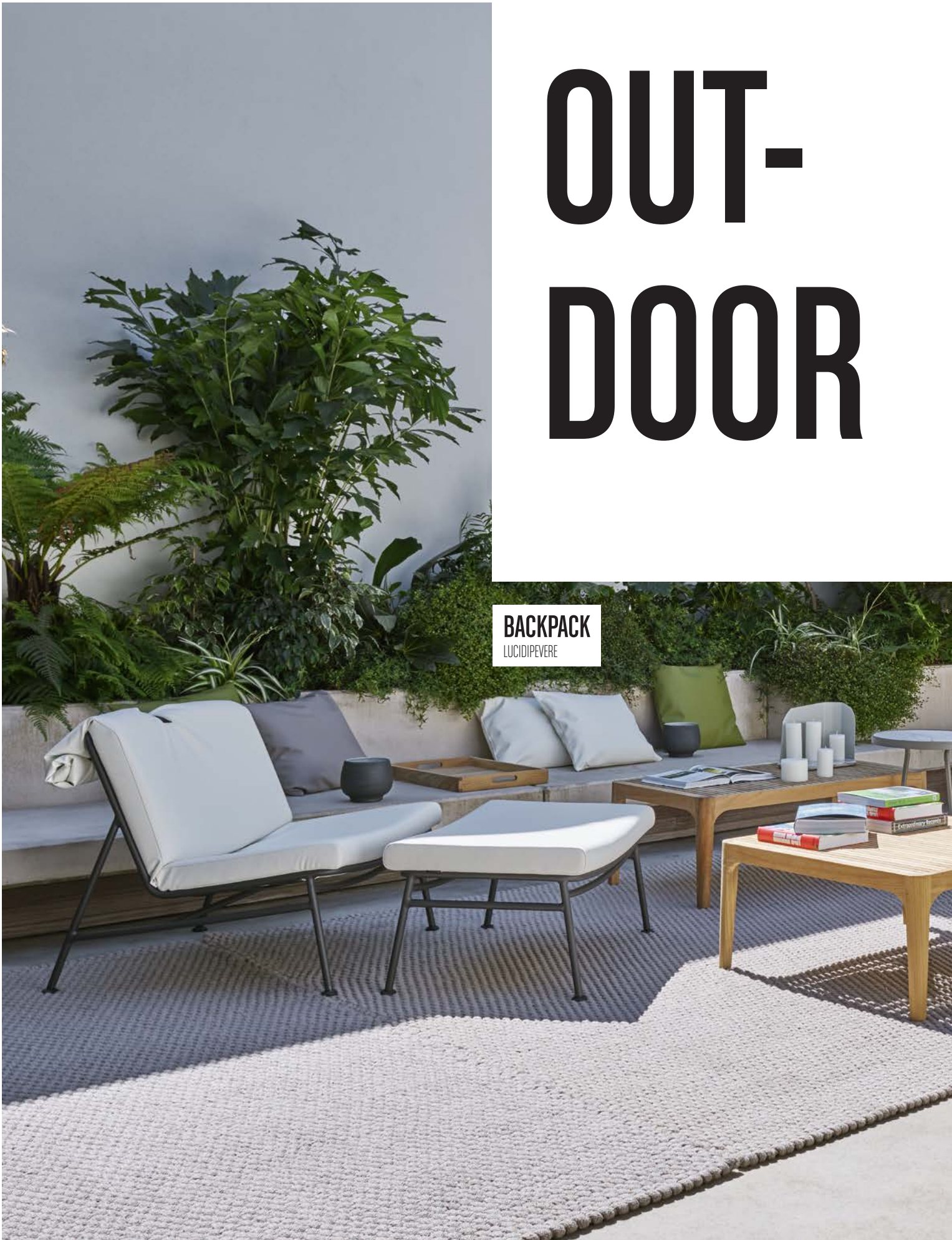


ELECTRO

Throw in 100% machine-woven cotton with patterned motif.

OUT- DOOR

BACKPACK
LUCIDIPEVERE







LETTINO

C. DONDOLI & M. POCCHI



FIFTY DÖGG & ARNVED DESIGN STUDIO

Fifty's back was created with side panels by the headrest to inspire feelings of privacy while relaxing, reading, or even watching TV. Hundreds of meters of either black or brown cord are woven onto the black steel frame. An additional seat cushion is available for added comfort.

Armchair
H 44¼" W 29" D 34¾" SH 13½"
H 113cm W 74cm D 88cm SH 34cm



FIFTY DÖGG & ARNVED DESIGN STUDIO

The inspiration for Fifty is taken from the Flag Halyard chair, the easy chair made from metal and rope that was created in 1950 in Denmark by Hans Wegner. The Fifty armchair is now also available as a dining chair in brown and black. A seat/lumbar cushion is available as an option.

Dimensions
H 30¾" W 22¾" D 24¾" SH 18"
H 75cm W 58cm D 63cm SH 46cm



ELIZABETH TECK NATHAN YONG

Solid teak and fluid lines make the natural finished solid teak version of Elizabeth a versatile seating collection for both indoor and outdoor use. An organic and modern approach to the "bergère" armchair, Elizabeth is a timeless design that brings comfort and luxury outdoors.

Dimensions
H 32" W 28¼" D 36½" SH 15"
H 81cm W 72cm D 93cm SH 38cm



ELIZABETH TECK NATHAN YONG

By combining several cushions in mixed outdoor fabrics and/or colors, a cozy and intimate space can easily be created. The diverse shapes, sizes, and even coverings (if desired) of the cushions only serve to accentuate the charm of this sofa.

Dimensions
H 32" W 49½" D 36½" SH 15"
H 81cm W 126cm D 93cm SH 38cm



PLI PASCAL MOURGUE

Pli is a light and comfortable folding chair that can lay flat for easy transportation. The chair has a frame in steel and it is covered in Batyline – a UV-resistant, water-repellent material made of polyester fiber covered by a coating of PVC. Available in white or black.

Dimensions
H 32¼" W 19¾" D 20½" SH 19"
H 82cm W 50cm D 52cm SH 48cm



GRILLAGE FRANÇOIS AZAMBOURG

The concept of its basic shape is very simple: a sheet of perforated metal is stretched to create a mesh, then folded, origami-style. An optional pad made of quilted fabric may be attached to the seat for added comfort. Loveseat is available in satin black or white epoxy.

Loveseat Sofa
H 28¼" W 61" D 27½" SH 12¼"
H 72cm W 155cm D 70cm SH 31cm



UNBEAUMATIN QUAGLIO SIMONELLI

From the base to the backrest and the seat, the Unbeumatin chair has nothing but welcoming curves. Its flowing lines enable it to be transported anywhere, both outside as inside the house. The design of the Unbeumatin chair shows flexible and polished shapes where the material is treated with lightness. The soft seat rests on a black or white lacquered steel structure with enveloping mesh backrest.

Dimensions
H 32" W 22¾" D 22" SH 19"
H 81cm W 58cm D 56cm SH 48cm



UNBEAUMATIN QUAGLIO SIMONELLI

From the base to the backrest and the seat, the Unbeumatin chair has nothing but welcoming curves. Its flowing lines enable it to be transported anywhere, both outside as inside the house. The design of the Unbeumatin chair shows flexible and polished shapes where the material is treated with lightness. The soft seat rests on a black or white lacquered steel structure with enveloping mesh backrest.

Dimensions
H 32" W 22¾" D 22" SH 19"
H 81cm W 58cm D 56cm SH 48cm



PETRA C. DONDOLI & M. POCCHI

Elegant stackable chair with seat in polyurethane and legs in aluminum that can be used indoors or outdoors. Available in black, white, beige, olive green, or light grey.

Dimensions
H 32¾" W 16½" D 20¼" SH 18"
H 83cm W 42cm D 52cm SH 46cm



PETRA C. DONDOLI & M. POCCHI

Elegant stackable chair with seat in polyurethane and legs in aluminum that can be used indoors or outdoors. Available in black, white, beige, olive green, or light grey.

Dimensions
H 32¾" W 16½" D 20¼" SH 18"
H 83cm W 42cm D 52cm SH 46cm



ISO MARIE CHRISTINE DORNER

The Iso chair is now available in an outdoor version, with a UV-resistant epoxy matte black lacquered steel structure, topped with Dry feel foam cushions. Suitable for use both indoors and outdoors.

Dining Chair with Arms
H 32" W 20¼" D 20½" SH 19¼"
H 81cm W 51cm D 52cm SH 49cm



STRESA DIDIER GOMEZ

Deliberately minimal, the Stresa chair celebrates its fine materials and the concept of weaving. With a lacquered steel frame and polypropylene cords in black, brown, or grey, this ruggedly simple design is perfect for the outdoors. Optional seat cushion available.

Dimensions
H 31" W 18" D 22¼" SH 18½"
H 79cm W 46cm D 58cm SH 47cm



CIRCLES MARIA JEGLINSKA

Circles is a collection comprising large and small tables. Available with either a black lacquered steel base and enameled thick glass top or a quartz-gray lacquered steel base and a white marble-effect stoneware top. Suitable for use both indoors and outdoors.

Small Table H 20¾" Ø 16½"; H 53cm Ø 42cm
Large Table H 29" Ø 25¼"; H 74cm Ø 64cm



DEHORS FATTORINI + RIZZINI + PARTNERS

Indoor/outdoor dining table with a base in white lacquered stainless steel and a durable stoneware top available in 3-finishes. Dehors offers optimal space for guests, with each leg articulated at a quarter-turn rotation.

Dining Table
H 29½" W 70¾"/94½" D 39¼"
H 75cm W 180/240cm D 100cm



NOOMI TOUS LES TROIS

The Noomi folding dining table is suitable for indoor and outdoor use, thanks to its base in two-layer outdoor grade white or black lacquered cut steel and top in white or black stratified HPL (outdoor) or Fenix HPL. Its folding top allows for easy storage.

Dimensions
H 29¼" Ø 26¾"
H 74cm Ø 68cm



ELIZABETH NATHAN YONG

Crafted from solid teak wood like the other pieces in the collection, this bench completes the Nathan Yong-designed outdoor ensemble. Designed to be easily stored between the legs of the rectangular dining table.



Dimensions
H 17¼" W 70" D 15¼"
H 44cm W 178cm D 40cm



BACKPACK LUCIDIPEVERE

The Backpack shows an assertive personality underlined by the slim and elegant base structure, which emphasizes the perfectly designed silhouette of a seat cushion with truly inviting thickness and ergonomic curves. At the top of the backrest, the cushion winds up on itself, secured at the back by a strap, in the spirit of typical explorer's backpacks.



Dimensions
H 29¼" W 31" D 32" SH 15¼"
H 74cm W 79cm D 81cm SH 46cm



BACKPACK LUCIDIPEVERE

The Backpack shows an assertive personality underlined by the slim and elegant base structure, which emphasizes the perfectly designed silhouette of a seat cushion with truly inviting thickness and ergonomic curves. At the top of the backrest, the cushion winds up on itself, secured at the back by a strap, in the spirit of typical explorer's backpacks.



Dimensions
H 29¼" W 61¾" D 32" SH 15¼"
H 74cm W 157cm D 81cm SH 46cm



LETTINO C. DONDOLI & M. POCCHI

Letтино's 5-notch adjustable backrest allows for easy customization from napping position to reading position. The two large, nylon wheels at the front-end make Letтино easy to move whilst bringing a touch of roundness and softness to its minimal design. The chairs are also stackable.



Dimensions
H 40½" W 29¼" L 80" SH 13"
H 103cm W 74cm L 203cm SH 33cm



LETTINO C. DONDOLI & M. POCCHI

Letтино's 5-notch adjustable backrest allows for easy customization from napping position to reading position. The two large, nylon wheels at the front-end make Letтино easy to move whilst bringing a touch of roundness and softness to its minimal design. The chairs are also stackable.



Dimensions
H 40½" W 29¼" L 80" SH 13"
H 103cm W 74cm L 203cm SH 33cm



ELIZABETH NATHAN YONG

In 2017, the Elizabeth collection has grown to include a rectangular and square dining table, as well as a bench, made of premium natural solid teak wood. Suitable for use both indoors and outdoors. Indoors, the teak wood patinates over time to a golden brown color; outdoors, it oxidizes to a silver-grey tone – this alters none of its properties.



Square Dining Table
H 29¼" W 31½" D 31½"; H 75cm W 80cm D 80cm



ELIZABETH NATHAN YONG

In 2017, the Elizabeth collection has grown to include a rectangular and square dining table, as well as a bench, made of premium natural solid teak wood. Suitable for use both indoors and outdoors. Indoors, the teak wood patinates over time to a golden brown color; outdoors, it oxidizes to a silver-grey tone – this alters none of its properties.



Rectangular Dining Table
H 29¼" W 78¾" D 39¼"; H 75cm W 200cm D 100cm



EZOU TOUS LES TROIS

Round occasional table made of argile lacquered steel. This table is suitable for indoor and outdoor use due to its anti-corrosion treated, rustproof lacquer and UV-proof polyester lacquer.



Dimensions
H 15¾" Ø 24"
H 40cm Ø 61cm



ELIZABETH NATHAN YONG

Crafted from solid teak wood like the other pieces in the collection, the Elizabeth square and rectangular low tables complete the Nathan Yong-designed outdoor ensemble.



Rectangular Low Table
H 14½" W 43¼" D 22"; H 37cm W 110cm D 56cm
Square Low Table
H 14½" W 31½" D 31½"; H 37cm W 80cm D 80cm



AZTECK

The Azteck tray is made of solid natural Teak wood, known for its refined and timeless qualities. Suitable for indoor and outdoor use.



Dimensions
H 2¼" W 22¾" D 15"; H 6cm W 58cm D 38cm



ROPE

Similar to the outdoor rug of the same name, the Rope basket is made of braided cord composed of polyester and recycled PET (polyethylene terephthalate) an extremely resistant barrier material. Available in argile or green cord. Suitable for indoor/outdoor use.



Dimensions
H 12½" Ø 13"; H 32cm Ø 33cm



STICK BENCH LEE WEST

The Stick Bench is composed of a half-trunk seat and cylindrical legs in non-oiled natural solid teak wood. Suitable for indoor or outdoor use.



Dimensions
S 17¼" W 55" D 12¾"; S 44cm W 140cm D 32cm



LONG POT INGA SEMPÉ

Flower pot in the shape of a bathtub made of gloss white-, argile-, or pale blue-enameled sandstone. This pot is suitable for both indoor and outdoor use as it is frost-resistant.



Dimensions
H 7" W 5½" L 31"; H 18cm W 14cm L 79cm



TOITS DE PARIS ALICE ROSIGNOLI

Inspired by the chimneys in Paris, Alice Rosignoli designed these terra cotta vases—cylinders that taper ever so slightly—to be displayed as a group, with a mix of the different heights and diameters.



Small Pots
H 11½" Ø 9½"/11¼"; H 29cm Ø 24cm/30cm



JEAN-BAPTISTE JEAN-FRANÇOIS D'OR

This posthumous tribute takes the form of an extremely versatile outside stool. It has been designed so that it may receive either a tray on which to place vases or a pot with a pierced center to allow water drainage. Not available in the Americas.



Pot Base
H 17¼" Ø 12½"; H 44cm Ø 32cm



SOIXANTE 3 THOMAS RODRIGUEZ

Faithful to the spirit of the occasional table proposed last year, Soixante 3 is an elegant pot for outdoor or indoor use, made out of semi-stoneware and very resistant to temperature variations. 63 refers to the degrees of the angle of the base of the pot.



Dimensions
H 15¾" Ø 15¾"; H 40cm Ø 40cm



GIARDINETTO MICHAEL KOENIG

Portable pot covers in galvanized sheet steel finished in our exclusive anthracite lacquer. Available in three sizes.



Mini Square H 9½" W 6¼" D 6¼"
H 24cm W 16cm D 16cm
Large Square H 21¼" W 17" D 17"
H 55cm W 43cm D 43cm
Large Rectangle H 21¼" W 30" D 17"
H 55cm W 76cm D 43cm



LONG POT INGA SEMPÉ

Flower pot in the shape of a bathtub made of gloss white-, argile-, or pale blue-enameled sandstone. This pot is suitable for both indoor and outdoor use as it is frost-resistant.



Dimensions
H 7" W 5½" L 31"; H 18cm W 14cm L 79cm



TOITS DE PARIS ALICE ROSIGNOLI

Inspired by the chimneys in Paris, Alice Rosignoli designed these terra cotta vases—cylinders that taper ever so slightly—to be displayed as a group, with a mix of the different heights and diameters.



Large Pots
H 19¼" Ø 9½"/11¼"; H 49cm Ø 24cm/30cm



MATERNITY JEAN-FRANÇOIS D'OR

Part of our outdoor collection. Set of two plant pots in argile lacquered fiberglass with brilliant finish and functional integrated second pot on the side. Designer's signature under every pot.



Large Pot H 19½" W 15¼" D 18¾"
H 50cm W 39cm D 48cm
Small Pot H 13" W 11¾" D 15¼"
H 33cm W 30cm D 39cm



ARIANE OUT EDOUARD LARMARAUD

This outdoor variation of the lamp Ariane, allows for a custom arrangement of light points because the wire can be hooked onto a branch, put on the floor, or even on a table. Not available in the Americas.



Portable Light
H 9" Ø 7½"; H 23cm Ø 19cm



LUN-R AÏSSA LOGEROT

Waterproof lamp, Lun-R can be used indoors or outdoors. The 3 legs are adjustable in order to vary the inclination of the lamp. Not available in the Americas.



Dimensions
H 12¼" Ø 14¼"; H 31cm Ø 36cm



COAL

White citronella candle with a ceramic container in matte anthracite enameled stoneware and gloss gray interior. Suitable for use both indoors and outdoors with a 72-hour burning time.



Dimensions
H 5½" Ø 6¾"; H 14cm Ø 17cm



ROPE

Indoor/Outdoor rug made of PET (polyethylene terephthalate), an extremely resistant barrier material, and polyester. The PET comes from recycled water bottles and does not contain any phthalates. Available in chestnut, gray, slate blue, green, argile, midnight blue, khaki and gray.



Dimensions W 78¾" L 98½"; W 200cm L 250cm
Custom sizes max. dim.: 98½" x 118"; 250cm x 300cm



MUSHROOM NICK RENNIE

A playful lamp for both indoor and outdoor use, Mushroom has an ethereal lampshade in white rotational-molded, shot-blasted polyethylene. A rounded base in machined steel finishes the material contrast and thoughtful study of proportion. Not available in the Americas.



Dimensions
H 17" Ø 11½"; H 43cm Ø 29cm



SOUS MON ARBRE FLORIAN BRILLET

Outdoor lamp with an organic shape that resembles a large flower that becomes a source of light at night. Its metal stand is treated for outdoor conditions and allows the lamp to rest freely on its stand or be hooked to a tree branch. Not available in the Americas.



Portable Light
H 16¼" Ø 9¾"; H 41cm Ø 25cm



GLOBE OUTDOOR

Globe Outdoor is a lamp of very pure design meant to bring supplemental light points to a room or garden. Arranged, for example, around a terrace or a table outside, they can create a warm and pleasant atmosphere. Available in white polyethylene with a black cord.



Dimensions
H 15¾" Ø 21¾"; H 40cm Ø 55cm



SOMERSET ERIC JOURDAN

The chrome hale on this lamp accents the opal glass shade, reminiscent of an old fashioned milk jug. This mini lamp also comes without a cord and can therefore be used as a rechargeable lantern - very convenient for outdoors. Not available in the Americas.



Dimensions
H 12" Ø 6"; H 32cm Ø 17cm



ROPE

Indoor/Outdoor rug made of PET (polyethylene terephthalate), an extremely resistant barrier material, and polyester. The PET comes from recycled water bottles and does not contain any phthalates.



Dimensions W 78¾" L 98½"; W 200cm L 250cm
Custom sizes max. dim.: 98½" x 118"; 250cm x 300cm



UPHOLSTERY FABRICS, LEATHER, AND GOOD ADVICE. WE WILL BE HAPPY TO ASSIST YOU.

Make your innermost wishes into reality. Ligne Roset offers you a wide selection of upholstery for designing your living space according to your individual tastes and needs. We have more than 500 options with different varieties of fabric blends, colors and features; whether it is appearance, style, durability, or a specific kind of care you are looking for. Ligne Roset can provide it for you. Flat-weave cottons, jacquards, velours, wool fabrics and microfibers in a rainbow of shades, both understated and colorful, are all carefully selected, tested and finished by Ligne Roset. Our high-quality leathers from European tanneries are not to be overlooked. When choosing the right upholstery for your new furniture, why not consult with our knowledgeable sales staff for advice? They will see to it that your investment brings you pleasure for many years and will provide

practical tips on the use and durability of the upholstery. This is especially important if you have children or pets, or if you are dealing with special lighting conditions and habitual use. Remember that Ligne Roset favors a pleasantly soft finish with a slight sheen for its upholstery. That is why the upholstery on many of our pieces is rather loose and not meant to fit tightly. The resulting folds that form, which may be more or less pronounced depending on the model, are intentional and make up the personality of the furniture. We recommend following the care instructions included with each model to ensure years of enjoyment from your Ligne Roset upholstery. Each product contains further details and tips on the upholstery, its care, spot removal and cleaning.

LIVE ACCORDING TO YOUR TASTE. LIGNE ROSET WILL INDULGE IT – WHATEVER IT TAKES!

IT IS OUR ONGOING MISSION TO COMPLIMENT OUR IMPRESSIVE COLLECTION WITH COMPREHENSIVE SERVICE, GOING BEYOND WHAT IT TAKES TO SATISFY YOU.

INNOVATION

At Ligne Roset, innovation is a tradition. As a pioneer and critical observer of social change, Ligne Roset always takes the path less traveled, choosing creations from renowned designers and young, talented individuals from across the globe. Whether consciously avant-garde or elegant by inclination, our designers' models often remain current for decades – their beauty is virtually timeless.

THE EXPERIENCE OF A BRAND-NAME MANUFACTURER

For Ligne Roset, contemporary design means quality, technical innovation and durability. We put knowledge garnered over 150 years of tradition into every product. Since 1860, Ligne Roset has been headquartered in the heart of France. Most Ligne Roset furniture is still produced there using state-of-the-art production processes. And yet there is one thing we cannot replace, nor would we want to: craftsmanship. That is what gives every piece of furniture from Ligne Roset its individuality. And not just in the design.

INTERNATIONAL SALES NETWORK

With more than 200 exclusive Ligne Roset stores and 750 commercial partners across 70 countries, Ligne Roset offers the expertise of dedicated dealers across the globe. The showrooms, created by talented interior designers, will spark ideas for your living space.

EXPERT ADVICE

Highly qualified décor consultants will help you design your rooms and find the best solutions for your tastes and requirements, drawing upon a wealth of upholstered furniture, tables, chairs, chests, beds, wardrobes, lighting and accessories.

END-TO-END SERVICE

Your Ligne Roset store will deliver, assemble and adjust your furniture, dispose of the packaging, and provide you with information about the necessary care. Please follow the product information included with upholstery or storage furniture. Your Ligne Roset dealer will be happy to advise you even after your purchase is made. Regardless of whether you want to clean the fabric of your Ligne Roset upholstery or re-upholster, add a part even after several years, or need a replacement part, you can always count on Ligne Roset – in many countries all over the world.

SOCIAL MEDIA

To find out more about Ligne Roset, our products and designers, our comprehensive list of dealers and the latest news and events, please go to our website: www.ligne-roset.com and follow us on Facebook and Twitter.

Facebook: www.facebook.com/LigneRoset
Twitter: www.twitter.com/LigneRoset
Instagram: www.instagram.com/lignerose
Pinterest: www.pinterest.com/lignerose
Youtube: www.youtube.com/user/LigneRosetGlobal

AWARDS



Plumy, Design Annie Hiéronimus, Seite 14-15, 41:
• German Design Award Special 2017



Beau Fixe, by Inga Sempé, pages 42, 66:
• German Design Award - Gold 2016



Prado, by Christian Werner, pages 24-25, 47:
• German Design Award - Gold 2015



Nubo, by GamFratesi, pages 111, 176:
• Interior Innovation Award Cologne 2014: "Winner"



Fifty, by Dögg & Arnved Design Studio, page 209:
• Interior Innovation Award Cologne 2013, "Winner"



Grillage, by François Azambourg, pages 64, 209:
• WALLPAPER-Label: "Best Use of Material 2012"



Cuts, by Philippe Nigro, pages 88, 117:
• Interior Innovation Award Cologne 2012: "Best of the Best"



Ploum, by Ronan & Erwan Bouroullec, pages 20-21, 43:
• Red Dot Award: Product Design 2011, "Best of the Best"
• iF Product Design Award 2012
• Interior Innovation Award Cologne 2012: "Best of the Best"
• Good Design 2011
• ELLE DECORATION International Design Award 2012
• L'Observateur du Design 2012
• VIA Label 2011
• Design Award of the Federal Republic of Germany 2013, Nominee



Ruché, by Inga Sempé, pages 18-19, 43, 63:
• Good Design 2010
• ELLE DECORATION International Design Award 2011
• Red Dot Award: Product Design 2010, "Winner"
• Interior Innovation Award Cologne 2010: "Best Detail" category



Confluences, by Philippe Nigro, pages 40, 44:
• iF Product Design Award 2010 – Furniture/Home Textiles category
• Good Design 2009
• Red Dot Award: Product Design 2009, "Best of the best"
• Interior Innovation Award Cologne 2009 – "Best Item" category
• Interior Innovation Award Cologne 2009 – "Best System" category
• VIA Label 2009
• Young & Design 2009



Pumpkin, by Pierre Paulin, pages 38, 44, 66:
• Red Dot Award: Product Design 2008, "Winner"
• Interior Innovation Award Cologne 2008 – "Classic Innovation" category



Moël, by Inga Sempé, pages 47, 66:
• Red Dot Award: Product Design 2007, "Best of the Best"
• Grand Designs Award 2007 – "Best Furniture Design" category



Facett, by Ronan & Erwan Bouroullec, pages 39, 43, 65:
• Red Dot Award: Product Design 2005, "Best of the Best"
• Interior Innovation Award Cologne 2005, "Best Item"
• iF Product Design Award 2006
• VIA Label 2005
• Wallpaper* Design Award 2005
• ICFF Editors Awards 2005



Smala, by Pascal Mourgue, page 45:
• Red Dot Award: Product Design 2001, "Winner"
• iF Product Design Award 2001
• VIA Label 2000
• L'Observateur du Design 2001

The following products were also awarded the VIA Label:
Cuts occasional table (2013), **Serpentine** armchair (2012), **Résille** table (2012), **Giro** stool and **Stripes** and **Arnaud** lamps (2011)



LABELSVIA



GRAND DESIGNS



YOUNG & DESIGN '09

interior innovation award

CREDITS

EDITOR

Roset USA Corporation
111 Broadway, Suite 1004
New York, NY 10006
www.ligne-roset.com

EXECUTIVE VICE PRESIDENT

Antoine Roset

ART DIRECTION

Agence Francesca Avossa
www.francesca-avossa.com

PUBLICATION DIRECTOR

Sabine Böhm

TECHNICAL TEXTS

Wilmari Munoz, Jean Lin,
Victoria de Beaumont

DESIGN, CONCEPT

Minsk Studio
Fahd El Jaoudi, Julie Dubos
www.minsk-studio.com

TRANSLATIONS

Rossion Inc., Wilmari Munoz

DESIGN COVER

Les Gaulois

DESIGN REPORT

Violette de Fleurian

TEXT REPORT

Axelle Corty

PHOTOGRAPHY

Photographer: Jean-Pierre Lemoine
Concept photos: Agence Francesca Avossa, Joël Canovas
Production, making: Philippe Fillod
Areas identification, locations and production: Inezz Production
Assistants photos: Sébastien Chevarin, Christophe Contamine,
Christian Mathé,

PHOTOS RETOUCHING

Nicolas Bianchin

PRODUCTION, MOUNTING, TYPESETTING

Swissdigital Ltd., Blonay, Switzerland

REPRODUCTION

Calitho SA, Biel, Switzerland

PRINTING

Druckhaus Kaufmann, Lahr, Germany

This document is not contractual. Descriptions given were correct at press time. Roset USA Corporation and Roset S.A. reserve the right to modify the information and products in this catalog at any time without prior notice. Copyright is the property of Roset S.A. ALL RIGHTS RESERVED. The design of all furniture, fabrics and items shown in this catalog are the exclusive property of Roset S.A. and may not be reproduced without written consent. © Roset S.A.

INDEX

A Abbess, 203 • Adamas, 185 • Aerodine, 187 • Alburni, 111, 122 • Allitération, 74-75 • Allungabile, 136 • Along, 203 • Alster, 115 [occasional tables], 153 [chairs] • Altiplano, 205 • Alvor, 204 • Amédée, 11-12, 42, 59, 62 • Amis de Jean, 185 • Anda, 64 • Andy, 34, 38 [sofas], 61 [armchairs] • Anna, 168 • Antigone, 114 • Archi, 57, 64 • Ariane Out, 213 • Aroun, 189 • Asembla, 120 • Ashera, 113 • Asira, 200 • Asola, 187, 191 • Atelier, 186 • Audrey, 188 • Ava, 133, 134 • Azteck, 212

B Backpack, 41, 63, 206-207, 211 • Badu, 109 • Balancin, 109 • Balancoire, 106 • Bandaska, 201 • Baroque, 185 • Beau Fixe, 39 [sofas], 64 [armchairs] • Belize, 105 • Bendchair, 144-145, 153 • Berlin Loft, 46-47, 53 • Bianco, 134 • Bikaner, 199 • Biplan, 107 • Biscuit, 109 • Black Forest, 122 • Black&Blue, 115 • Blue Espresso, 205 • Bobine, 118 • Bonbonne, 188 • Book&Look, 78-81 [storage furniture], 103 [tv units], 115 [occasional tables], 140, 142, 143 [sideboards] • Bow 185, Brass Bell, 186, 190 • Brooklyn, 115 • Brume, 190 • Brunch, 114

C Cadence, 117 • Caffé Latte, 114 • Calanque, 117 • Calcite, 183, 187 • Calicot, 189 • Calin 45 [sofas], 65 [armchairs], 152 [chairs] • Camel, 205 • Car Light, 191, 201 • Carra, 202 • Carrousel, 188 • Cent Pour Cent, 205 • Cestino, 123 • Chali, 199 • Chantal, 192 • Chanterelle, 119 • Charmotte, 171, 203 • Chevrons, 204 • Chica-Boum, 187 • Chiné, 196 • Chino, 115 • Chroma Lux, 188 • Cil, 186 • Cimba, 151 • Cimbo, 151 • Cinline, 136 • Cinétique, 180-181, 183 • Circa/Circo, 153 • Circles, 119 [occasional tables], 211 [outdoor] • Clara, 104, 106 • Clyde, 114 • CM 191, 113 • Coal, 213 • Coloria, 121 • Confluences, 40 • Container, 191 • Copenhague, 205 • Corner's Place, 121 • Cosse, 45 • Coulliss, 116 • Coupole, 187 • Cover 4-7, 43-44 • Cupidon, 120 • Curule, 149 • Cuts, 86 [storage furniture], 113 [occasional tables] • Cutting, 201 • Cylinder, 187

D Daphna, 201 • Daria, 137 • Daybed, 35, 38 • Deanery, 187 • Dedicato, 82-83 [storage furniture], 101 [TV unit], 142 [sideboards] • Dehors, 134, 210 [outdoor] • Demi-Teintes, 105 • Desa, 192 • Desdemone, 167, 169 • Dimensions, 185 • Dita, 68-71 [storage furniture] 100-101 [TV unit] 138-139, 142-143 [sideboards] 154, • Do Not Disturb, 53 • Doc, 120 • Dolce Lana, 205 • Dolmen & Dolmen Bebe, 191 • Dualist, 115 • Durham, 186

E Eaton, 129, 135 • Ecllosion, 185 • Electro, 205 • Elidi, 190 • Elizabeth, 117 [occasional tables], 210-211 [outdoor] • Elizabeth Teck, 209 • Elsa, 62 [armchairs], 151 [chairs] • Elysée, 41 [chairs], 63 [armchairs], 118 [occasional tables] • Ennéa, 128, 137 • Endless, 107 • Entrelacs, 198 • Entreves, 160-161, 171 • Envolée, 107 • Episode, 123 • Eplaff, 202 • Epof, 202 • Estampe, 84-85 [storage furniture], 103 [TV unit], 116, 123 [occasional tables] • Estenda, 106 [entry] • Et Cetera, 143 • Ethan, 162-164, 170 • Ettoriano, 149 • Everywhere, 90-97 [storage furniture], 103 [TV unit], 141, 143 [sideboards], 170-171 [beds and wardrobes], 178 [home office] • Evlan, 202 • Exclusif, 8-9, 44 • Exclusif 2, 44 • Ezou, 211 [outdoor]

F Facett, 31, 39 [sofas] 63 [armchairs], 148 [chairs] • Falda, 116 • Fancy Chic, 114 • Fantômes, 204 • Felt 2, 64 [armchairs], 151 [chairs] • Felt and Color, 197 • Feng, 32-33, 42 • Feu La Crise, 191 • Fiber Wood, 199 • Fields, 196 • Fifty,

209 • Fil, 62 [armchairs], 148 [chairs] • Finn, 153 • Flax, 62 • Flod, 188 • Floyd, 187 • Fold, 122 • Fraga, 117 • Frames, 105 • French Line, 149 • Frost, 134

G Gabbia, 107 • Gavrinis 2, 196 • Gelato, 187 • Giardinetto, 212 • Giboulee, 189 • Glaçon, 117 • Globe Indoor, 193 • Globe Outdoor, 192 [lighting] • Globe Sky, 188 • Good Morning, 119 • Grande Lunatique, 120 • Grillage, 62 [armchairs] 209 [outdoor] • Guipure, 204

H Hanako, 205 • Headlight, 189 • Hellobye, 107 [entry], 177 [occasional tables] • Hex Hex, 197 • Hudson, 44 • Huge, 200 • Humphrey, 58, 63 • Hyannis Port, 73 [storage furniture], 177 [home office]

I Ike, 149 • Ilot, 153 • Interstice, 116 • Iole, 192 • Iso, 113 [occasional tables], 149 [chairs], 211 [outdoor] • Itisy, 119 [occasional tables], 136 [dining tables]

J Jali, 187, Jean-Baptiste, 212 • Jo, 200 • Josephine 5D, 192 • Jungle, 197, 204

K Karlos, 200 • KaschKasch, 201 • Kazui, 123 • Kermès, 107 • Kiji, 122 • Kotori, 202 • Koya, 176 • Kuf, 120 • Kyphoi, 204

L La Bibliothèque Fil, 72 • La Plic, 190 • Lace, 149 • Lapa, 76-77, 142 • Lasso, 107 • Le Secrétaire Mural, 175 • Lettino, 208, 211 • Liam, 123 • Liane, 190 • Linden, 123 • Lines, 88 • Litho, 179 • Loa, 189 • Long Island, 41, 60, 61 [armchairs], 147, 152 [chairs] • Long Pot, 212 • Louis 5D, 192 • Lumeo, 165, 170 • Lumière Noire, 191 • Luna Rossa, 188 • Lundi 22/02, 201 • Lun-R, 192 • Lupo, 119

M Magnet Lamp, 190 • Majordome, 122 • Malang, 113 • Mama, 185 • Manarola, 24-25, 40 [sofas], 61 [armchairs] • Mani, 191 • Maquis, 196 • Marguerite, 197 • Mateodesk, 179 • Maternity, 213 • Mathilde, 191 • Mazargues, 118 • MCD, 38 [sofas], 65 [armchairs] • Mémoire D'Une Trame, 196 • Menhir, 197 • Métropole, 197 • Minikin, 189 • Miss Marble, 187 • Mix & Match, 197 • Mixte, 98-99 [storage furniture], 101-102 [tv units], 142-143 [sideboards] • Moduli, 121 • Moël, 39, 63 • Mold, 192 • Mon Repos, 56, 61 [armchairs], 113 [occasional tables] • Mon Beau Miroir, 105 • Monolin, 119 • Moscou, 205 • Motus, 151 • Multi Lines, 197 • Multy, 48-49, 52 • Mushroom, 190 [outdoor] • My Dear, 120

N Nador, 169 • Naja, 190 • Nani, 186, 188 • Narciso, 109 • Neel, 152 • Nelly, 189 • News Table, 121 • Nils, 28-29, 44 • Nolly, 113 • Nomade 2, 26-27, 45 • Nomade Express, 50-52 • Noomi, 136, 210 • Nubo, 176

O Oan, 200 • Octopuss, 188 • Oda, 118 • Odessa, 126-127, 130-131, 135 • Offrande, 119 • Oka, 89 • Okura, 63 • Ollie, 202 • Omega, 191 • Ombré, 105 • Ondule, 187 • On The Rock, 122 • One Shape, 117 • Oponce, 109 • Origami, 201 • Osi, 175 • Ottoman, 17, 43 [sofas], 63 [armchairs] • Oxydation, 110-11, 123

P Paddock, 153 • Palette, 117 • Pam, 149 • Pan Pan, 202 • Pantographe, 123 • Paola, 151 • Paper Lamp, 188, 192 • Parachute, 189 • Paranoid 2, 186 • Passe-Passe, 106 • Pavane, 119 • Pebble, 118 • Perluette, 151 • Persienne, 87 • Peter Maly 2, 156-157, 168 • Petra, 151 [chairs], 211 [outdoor] • Petrus, 149 • Peyre, 185 • Pharo, 189 • Pharaoh,

188 • Phobos, 120 • Piani, 116 • Piazza, 137 • Piccione, 150 • Pied De Coq, 198 • Pied de Coq, 204 • Piega, 192 • Pisa, 121 • Pivot, 189 • Plaine, 198 • Pleine Lune, 203 • Pli, 209 • Ploum, 12-13, 39 • Plumy, 18-19, 43 • Pointille, 204 • Polygon, 200 • Pom's, 176-177 • Ponctuel 203 • Pont, 115 • Ponton, 114 • Poppy Patterson, 113 • Postmoderne, 103, 118 • Prado, 14-15, 43 • Pression, 200 • Pumpkin, 30, 40 [sofas], 64 [armchairs]

Q Quadric, 199 • Quai Largo, 204 • Quille, 191

R Ram, 203 • Raye, 204 • Rewrite, 175 • Riga, 16, 42, 54-55, 61 • Ring My Bell, 190 • Rite, 106 • Rive Droite, 65 • Robin, 199 • Rocher, 117 [occasional tables], 148 [chairs] • Ronde, 187 • Rope, 199, 203 [rugs & accessories], 212-213 [outdoor] • Roseau, 201 • Rosis, 121 • Rotor, 117 • Ruban, 121 • Ruché, 20-21, 39 [sofas], 61 [armchairs], 159, 160, 168, 169 [beds & wardrobes] • Rythme, 115 • Rythmus, 199

S Sacha, 187 • Sacot, 202 • Shazia, 198 • Sala, 148 • Saldo, 115, 121 • Samourai, 200 • Serpentine, 190 • Side Table, 122 • Silicate, 202 • Sitar, 186 • Skia, 186 • Slice, 63 • Slim, 151 • Smala, 41 • Soft et Doux, 199 • Soft Mag, 119 • Softissimo, 196 • Softly, 36-37, 45 • Softruck, 65 • Soixante 3, 123 [occasional tables], 212 [outdoor] • Solo, 196 • Sous Mon Arbre, 213 • Space, 116 • Sperl, 105 • Spirit of Forest, 132, 135 • Spok, 189 • Spuma, 205 • Square, 185 • Stick Bench, 212 • Strates, 114 • Stresa, 210 • Stripes, 188 • Stump, 119

T Tadao, 152 • Tanis, 178 • Tarmac, 170 • Tavoleto, 121 • Teatime, 113 • Temps Libre, 203 • Temps Vécu, 203 • Teoffice, 179 • Tessa, 150 • Thot, 118 • Toa, 63 • Togo, 22-23, 40 • Togo & Mini Togo, 65 • Toits de Paris, 212 • Tolbiac, 106 • Tonalités, 204 • Tramage, 198 • Travel Studio, 169 • Triptik, 120 • Tris, 198 • Trompe L'oeil, 105 • TV, 145, 152 • Tweet, 122

U Ultime, 160-161, 169 • Unbeaumat, 150, 209 • Upside-Down, 200 • Ura, 109 • Ursuline, 174, 178

V Vanity Shelf, 107 • Vik, 149, 150 • Vik 2, 150 • Villa Rose 2, 61 • Vilna, 137 • Vinta, 61 • Very Thin, 191 • Voltige, 61

W W8, 116 • Wall Figure, 176 • Winfell, 122 • Wo, 201

Y Yaki, 120 • Ylin, 152 • Yubu, 109

Z Zellige, 205 • Zock, 117 • Zoe, 205

O 041, 188

1 10 Vagues, 119

2 20 Hangers, 106

3 360 Degrés, 115

6 63, 189

ligne roset®

www.facebook.com/lignerosetitalia
commercialeitalia@roset.fr